

Series 39 EMI+Environmental Backshells

for MIL-DTL-28840 Connectors

390G*013 EMI+Environmental Backshell

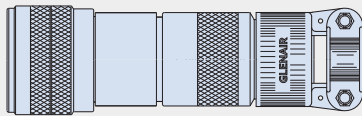


Adapter Code G

This accessory fits MIL-DTL-28840 and Glenair Series 901 Connectors

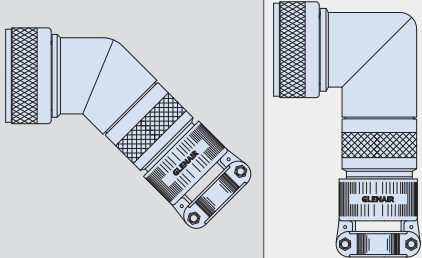
PROFILE SELECTION GUIDE

S Straight



H 45°

J 90°

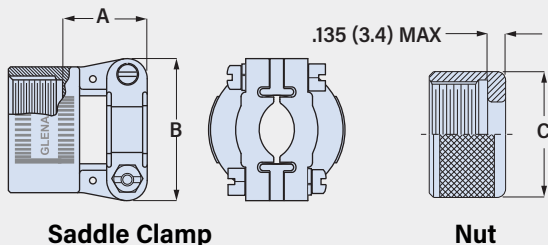


Shielded. Environmental. Spin coupling. 390G*013 backshell fits MIL-DTL-28840 connectors. Spin coupling. Environmentally protected with O-rings and cable grommet. For use with shielded jacketed cable. Cone and ring shield termination. Two strain relief options: saddle clamp or low profile nut. When the strain relief is tightened onto the adapter, the grommet compresses onto cable jacket to create a watertight seal. Type H heavy duty saddle clamp has stainless steel telescoping fillister head screws and lockwashers. Available in aluminum or stainless steel. Silicone O-rings and grommet.

PART NUMBER

		390GS013	ZU	17	08	H	3				
Base P/N	Base Part No.	390GS013	S	Straight							
		390GH013	H	45° Cut/Weld							
		390GJ013	J	90° Cut/Weld							
Material/Finish	M	Alum/Electroless Nickel									
	NF	Alum/Cadmium, Olive Drab									
	ZR	Alum/Black Zinc-Nickel									
	TZ	Alum/Tin-Zinc									
	ZI	SST/Passivated									
	ZU	SST/Cadmium, Black									
Shell Size	Shell Size	11	13	15	17	19	23	25	29	33	
	Size Code	11	13	15	17	19	23	25	29	33	
Entry Size	Entry Size	04	06	08	10	12	16	20	24	28	32
	Max. Cable Dia.	.312 (7.9)	.437 (11.1)	.562 (14.3)	.625 (15.9)	.750 (19.1)	.937 (23.8)	1.250 (31.8)	1.375 (34.9)	1.625 (41.3)	1.875 (47.6)
	Shell Size*	11-33	13-33	15-33	15-33	17-33	23-33	23-33	29-33	29-33	33
	Entry Size	04	06	08	10	12	16	20	24	28	32
	Max. Cable Dia.	.312 (7.9)	.437 (11.1)	.562 (14.3)	.625 (15.9)	.750 (19.1)	.937 (23.8)	1.250 (31.8)	1.375 (34.9)	1.625 (41.3)	1.875 (47.6)
	Shell Size*	11-33	13-33	15-33	15-33	17-33	23-33	23-33	29-33	29-33	33
	* If selected entry size exceeds shell size range, a Style 2 transition adapter will be included. See Maximum Entry Size for details.										
Strain Relief	H	Saddle Clamp									
	D	Nut									
Length	3	1.5 inches		Applies to Profile S only.							
	4	2.0 inches		If Entry Size is greater than							
	6	3.0 inches		"Maximum Entry Size" (see							
	8	4.0 inches		next page), then 2 inch minimum applies.							

STRAIN RELIEF DIMENSIONS



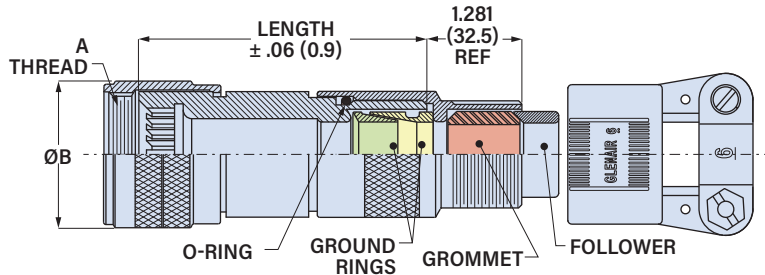
Entry Size	A Max		B Max		øC Max		Cable Range			
	in	mm	in	mm	in	mm	Min*	Max	in	mm
04	.780	19.8	.957	24.3	.755	19.2	.125	3.2	.312	7.9
06	.780	19.8	1.145	29.1	.942	23.9	.250	6.4	.437	11.1
08	.780	19.8	1.332	33.8	1.067	27.1	.312	7.9	.562	14.3
10	.780	19.8	1.332	33.8	1.192	30.3	.350	8.9	.625	15.9
12	.811	20.6	1.551	39.4	1.380	35.1	.500	12.7	.750	19.1
16	.905	23.0	1.770	45.0	1.535	39.0	.625	15.9	.937	23.8
20	1.092	27.7	2.113	53.7	1.848	46.9	.875	22.2	1.250	31.8
24	1.124	28.5	2.363	60.0	2.255	57.3	1.000	25.4	1.375	34.9
28	1.399	35.5	2.770	70.4	2.505	63.6	1.250	31.8	1.625	41.3
32	1.399	35.5	3.020	76.7	2.755	70.0	1.437	36.5	1.875	47.6

* Not applicable to Style D Nut.

Series 39 EMI+Environmental Backshells

for MIL-DTL-28840 Connectors

390G*013 EMI+Environmental Backshell



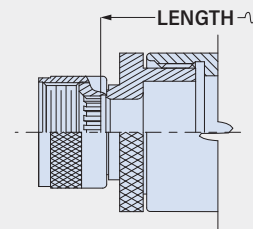
Size Code	Shell Size	A Thread Class 2B	øB Max. in mm	J Max. in mm	K Max. in mm	L Max. in mm	M Max. in mm
11	A (11)	.750-20 UNEF	.94 23.9	1.24 31.5	1.05 26.7	1.38 35.1	1.19 30.2
13	B (13)	.875-20 UNEF	1.07 27.7	1.26 32.0	1.07 27.2	1.44 36.6	1.25 31.8
15	C (15)	1.000-20 UNEF	1.21 30.7	1.29 32.8	1.10 27.9	1.50 38.1	1.32 33.5
17	D (17)	1.125-18 UNEF	1.41 35.7	1.31 33.3	1.12 28.4	1.57 39.9	1.38 35.1
19	E (19)	1.250-18 UNEF	1.53 38.9	1.34 34.0	1.15 29.2	1.63 41.4	1.46 37.1
23	F (23)	1.438-18 UNEF	1.73 43.9	1.38 35.1	1.19 30.2	1.73 43.9	1.54 39.1
25	G (25)	1.562-18 UNEF	1.82 46.3	1.41 35.8	1.22 31.0	1.80 45.7	1.61 40.9
29	H (29)	1.875-16 UN	2.14 54.4	1.58 40.1	1.39 35.3	2.04 51.8	1.85 47.0
33	J (33)	2.062-16 UNS	2.33 59.1	1.62 41.1	1.43 36.3	2.13 54.1	1.94 49.3

MAXIMUM ENTRY SIZE

If the selected entry size exceeds the maximum size in this table, the backshell will have a front adapter. This is called a *Style 2* backshell.

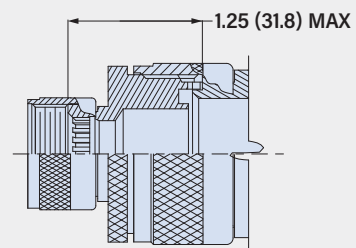
Shell Size	Maximum Entry Size
A (11)	04
B (13)	06
C (15)	10
D (17)	12
E (19)	12
F (23)	16
G (25)	16
H (29)	24
J (33)	28

Style 2 Straight Backshell



For Style 2 straight backshells, the minimum length code increases from 3 (1 ½ inches) to 4 (2 inches).

Style 2 45° and 90° Backshells



For Style 2 45° and 90° backshells, the length increases by 1.25 inches.

