

Series 44 Banding Backshells

for Series 80 Mighty Mouse Connectors

440M*182 Banding Backshell, Shrink Boot, Dual Band



Adapter Code M

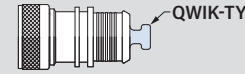
This accessory fits Series 80 Mighty Mouse Connectors

TABLE 2: ENTRY SIZE

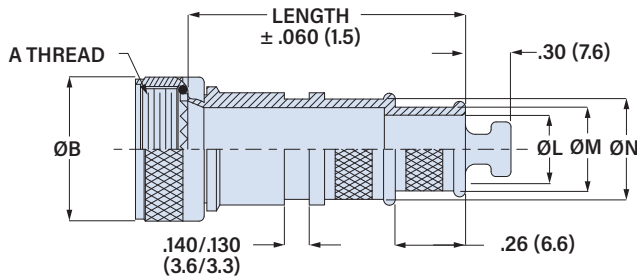
Entry Size	Size Codes	øL ±.015(0.4)		øM ±.015(0.4)		øN ±.015(0.4)	
		in	mm	in	mm	in	mm
02	05-17	.125	3.2	.250	6.4	.312	7.9
03	05-17	.188	4.8	.312	7.9	.375	9.5
04	06-17	.250	6.4	.375	9.5	.438	11.1
05	07-17	.312	7.9	.438	11.1	.500	12.7
06	07-17	.375	9.5	.500	12.7	.562	14.3
07	08-17	.438	11.1	.562	14.3	.625	15.9
08	09-17	.500	12.7	.625	15.9	.687	17.4
09	10-17	.562	14.3	.688	17.5	.750	19.1
10	12-17	.625	15.9	.750	19.1	.812	20.6
11	12-17	.688	17.5	.812	20.6	.875	22.2
12	12-17	.750	19.1	.875	22.2	.938	23.8
13	14-17	.812	20.6	.938	23.8	1.000	25.4
14	14-17	.875	22.2	1.000	25.4	1.062	27.0
15	17	.938	23.8	1.062	27.0	1.125	28.6
16	17	1.000	25.4	1.125	28.6	1.188	30.2

PART NUMBER

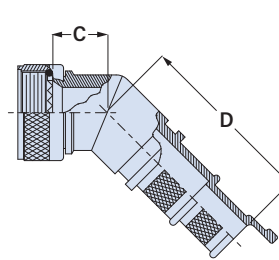
	440MS182	M	12	05	-10	K	T
Base P/N	Base Part No.	Profile					
	440MS182	S	Straight				
	440MK182	K	45°				
	440ML182	L	90°				
Material/Finish	M	Alum/ Electroless Nickel					
	MT	Alum/ Nickel-PTFE					
	NF	Alum/ Olive Drab Cadmium					
	ZR	Alum/ Black Zinc-Nickel					
	TZ	Alum/ Tin-Zinc					
	ZI	SST/ Passivated					
Shell Size	05 06 07 08 09 10 11 12 13 14 15 16 17						
	See table 1						
Entry Size	See Table 2						
Length	Length Code	Length					
	10	1.25 (31.8)					
	12	1.50 (38.1)					
	16	2.00 (50.8)					
	20	2.50 (63.5)					
	Length applies to Profile S (straight) only. In 1/8 inch increments, 1.25 inch min.						
Band	Omit if not required						
	K	Pre-Coiled Bands Included With Backshell (qty. 2)					
Qwik-Ty	Omit if not required.						
	T	Qwik-Ty Arm					



S Straight



K 45°



L 45°

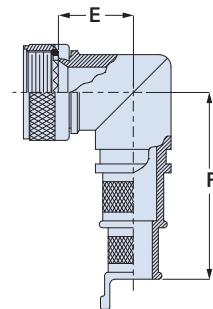


TABLE 1: SHELL SIZE

Shell Size Code	Shell Size			A Thread	øB Max.	C Max.	D Max.	E Max.	F Max.	Max. Entry Size					
	Series 800, 801, 803, 804	Series 805	Series												
05	5	N/A	8	0.250-32	.470	11.9	.53	13.5	.97	24.6	.63	16.0	1.09	27.7	03
06	6	N/A	8	0.3125-32	.530	13.5	.55	14.0	.98	24.9	.66	16.8	1.00	25.4	04
11	N/A	8	9	0.3750-32	.570	14.5	.56	14.2	.99	25.1	.68	17.3	1.12	28.4	04
07	7	9	10	0.4375-28	.637	16.2	.57	14.5	1.00	25.4	.70	17.8	1.14	29.0	06
08	8	10	11	0.500-28	.700	17.8	.58	14.7	1.01	25.7	.74	18.8	1.20	30.5	07
09	9	11	12	0.5625-24	.758	19.3	.59	15.0	1.02	25.9	.77	19.6	1.23	31.2	08
10	10	12	13	0.625-24	.819	20.8	.61	15.5	1.04	26.4	.80	20.3	1.38	35.1	09
12	11, 12, 13	13	14	0.6875-24	.896	22.8	.64	16.3	1.06	26.9	.84	21.3	1.33	33.8	10
13	N/A	15	16	0.750-20	.930	23.6	.66	16.8	1.08	27.4	.89	22.6	1.40	35.6	10
14	14, 15, 16, 17	18, 19	20	0.9375-20	1.137	28.9	.69	17.5	1.11	28.2	.95	24.1	1.40	35.6	14
17	21	23	24	1.1875-18	1.387	35.2	.72	18.3	1.14	29.0	1.01	25.7	1.47	37.3	16

BANDING STRAP

Terminate cable braid to backshell with optional pre-coiled banding strap. Glenair's Band-Master ATS® banding system provides quick, easy, cost-effective and highly reliable termination of braid shield. Stainless steel.



Entry Sizes	Pre-Coiled Band P/N	Length	Max Diameter
01 - 12	601-061	8.13 (206)	.88 (22.4)
13 - 16	601-065	14.25 (362)	1.88 (47.8)