

Series 66 Protective Covers

for MIL-DTL-38999 Series III Connectors

667-024 Receptacle Cover, Self-Locking

M38999/III Receptacle Cover









Self-Locking



TABLE 1 MATERIAL / FINISH

| Aluminum | Stainless Steel |
|------------------------------|---------------------|
| C Black Anodize | Z1 Passivate |
| M Electroless Nickel | |
| NF Olive Drab Cadmium | |
| MT Nickel-PTFE | |
| ZR Black Zinc-Nickel | |
| TZ Tin-Zinc | |

TABLE 2 ATTACHMENT TYPE

| | |
|-----------|--|
| D |  SST Bead Chain .125 (3.2) diameter, size 6, -65 to +200 °C |
| F |  Wire Rope, Blue Nylon Jacket 6/6 nylon over stainless steel rope, fair flexibility, good abrasion resistance, -55 to +100 °C |
| G |  Black Nylon Rope Very flexible, good abrasion and fuel resistance, .094 (2.4) diameter, -55 to +100 °C |
| H |  Wire Rope, Clear FEP Jacket Clear FEP jacket over SST rope, fair flexibility, good abrasion resistance, .100" diameter, -65 to +200 °C |
| S |  Sash Chain #8 sash chain, stainless steel. Length tolerance is ± one link. .280 (Z1) |
| SK |  Nylon Rope with Slip Knot Very flexible, good abrasion and fuel resistance, .094 (2.4) diameter. Length includes .5" (13mm) dia. loop, -55 to +100 °C |
| T |  SST Wire Rope, No Jacket Good flexibility, good abrasion resistance, .047 (1.2) diameter, passivated, -65 to +200 °C |
| U |  Wire Rope, Black Polyurethane Stainless steel rope with black polyurethane coating, flexible, excellent abrasion resistance and resistance to fuels, .080" (2mm) diameter, -55 to +125 °C |

Self-locking. Universal keying. 667-024 protective cover fits MIL-DTL-38999 Series III triple-start receptacle connectors. Anti-decoupling mechanism provides audible detented coupling and prevents backoff under high vibration. Coupling nut and barrel are aluminum or SST. Thermoplastic detent spring, nickel-plated copper alloy ground spring, SST rivit and fittings.

PART NUMBER

| | | | | | | | | | | |
|--------------------------|---|----------------------------------|-----------|-----------|-----------|------------|-----------|-----------|-----------|-----------|
| Base P/N | 667-024 | M | 25 | H | 4 | -09 | G | | | |
| Material/Finish | See Table 1 | | | | | | | | | |
| Shell Size | Shell Size | 9 | 11 | 13 | 15 | 17 | 19 | 21 | 23 | 25 |
| | Size Code | 09 | 11 | 13 | 15 | 17 | 19 | 21 | 23 | 25 |
| Attachment Type | N No Attachment | See Table 2 for Attachment Types | | | | | | | | |
| Attachment Length | Omit for Attachment Type N Length in One Inch Increments | | | | | | | | | |
| Attachment Ring | Omit for Attachment Types N and SK -00 No Ring See Table 3 for Attachment Ring Codes | | | | | | | | | |
| Ground Spring | Omit for None G Ground Spring | | | | | | | | | |

| Shell Size | A Thread | ø B Max In. | mm. |
|------------|------------------------|-------------|------|
| 09 (A) | .625-0.1P-0.3L-TS-2B | .859 | 21.8 |
| 11 (B) | .750-0.1P-0.3L-TS-2B | .969 | 24.6 |
| 13 (C) | .875-0.1P-0.3L-TS-2B | 1.141 | 29.0 |
| 15 (D) | 1.000-0.1P-0.3L-TS-2B | 1.266 | 32.2 |
| 17 (E) | 1.1875-0.1P-0.3L-TS-2B | 1.391 | 35.3 |
| 19 (F) | 1.250-0.1P-0.3L-TS-2B | 1.500 | 38.1 |
| 21 (G) | 1.375-0.1P-0.3L-TS-2B | 1.625 | 41.3 |
| 23 (H) | 1.500-0.1P-0.3L-TS-2B | 1.750 | 44.5 |
| 25 (J) | 1.625-0.1P-0.3L-TS-2B | 1.875 | 47.6 |

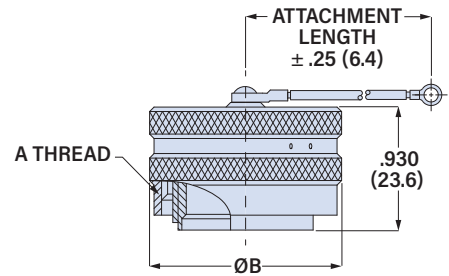







TABLE 3 ATTACHMENT RING

| EYELET | | STYLE A RING | | STYLE B RING | | SPLIT RING | |
|---|---|--|------------------|---|------------------|---|------------------|
|  | |  | |  | |  | |
| Code | Eyelet I.D. | Code | Ring I.D. | Code | Ring I.D. | Code | Ring I.D. |
| -06 | .125 (3.2) | -095 | .312 (7.9) | -10 | .593 (15.1) | -50 | .425 (10.8) |
| -01 | .140 (3.6) | -100 | .391 (9.9) | -12 | .718 (18.2) | -52 | .485 (12.3) |
| -09 | .156 (4.0) | -101 | .516 (13.1) | -13 | .765 (19.4) | -54 | .640 (16.3) |
| -05 | .167 (4.2) | -103 | .641 (16.3) | -14 | .844 (21.4) | -56 | .750 (19.1) |
| -02 | .182 (4.6) | -104 | .708 (18.0) | -15 | .890 (22.6) | -58 | .890 (22.6) |
| -03 | .191 (4.9) | -105 | .766 (19.5) | -17 | 1.015 (25.8) | -60 | 1.015 (25.8) |
| -04 | .197 (5.0) | -106 | .896 (22.8) | -19 | 1.140 (29.0) | -62 | 1.095 (27.8) |
| -07 | .218 (5.5) | -107 | 1.016 (25.8) | -20 | 1.203 (30.6) | -64 | 1.130 (28.7) |
| | | -108 | 1.141 (29.0) | -21 | 1.265 (32.1) | -66 | 1.250 (31.8) |
| | | -208 | 1.203 (30.6) | -22 | 1.343 (34.1) | -68 | 1.350 (34.3) |
| | | -109 | 1.266 (32.2) | -24 | 1.484 (37.7) | -70 | 1.375 (34.9) |
| | | -110 | 1.391 (35.3) | -27 | 1.640 (41.7) | -72 | 1.485 (37.7) |
| | | -111 | 1.521 (38.6) | -29 | 1.765 (44.8) | -74 | 1.625 (41.3) |
| | | -112 | 1.641 (41.7) | -30 | 1.890 (48.0) | -76 | 1.750 (44.5) |
| | | -113 | 1.766 (44.9) | -31 | 1.953 (49.6) | -80 | 1.980 (50.3) |
| | | -114 | 1.891 (48.0) | -33 | 2.077 (52.8) | -84 | 2.235 (56.8) |
| | | -115 | 2.078 (52.8) | -36 | 2.187 (55.5) | -86 | 2.310 (58.7) |
| | | -116 | 2.406 (61.1) | -40 | 2.406 (61.1) | -88 | 2.475 (62.9) |
| | | -117 | 2.510 (63.8) | -44 | 2.656 (67.5) | -90 | 2.655 (67.4) |
| CABLE TIE | | | | | | | |
| |  | | | | | | |
| | -WS Black 6/6 nylon cable tie 1.77 (45.0) max. wire bundle dia. | | | | | | |