

MICRO-CRIMP RECTANGULAR CONNECTORS

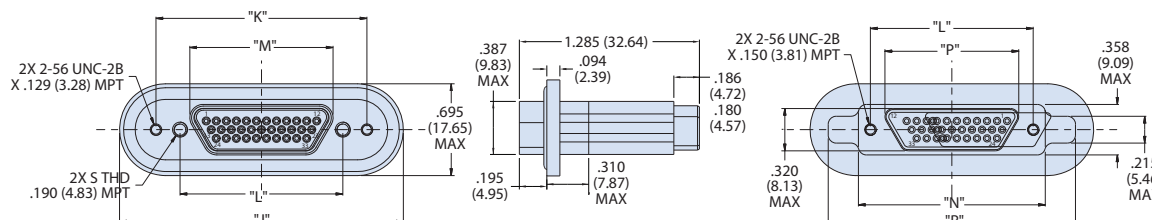
Series 790 High-Density



790-090

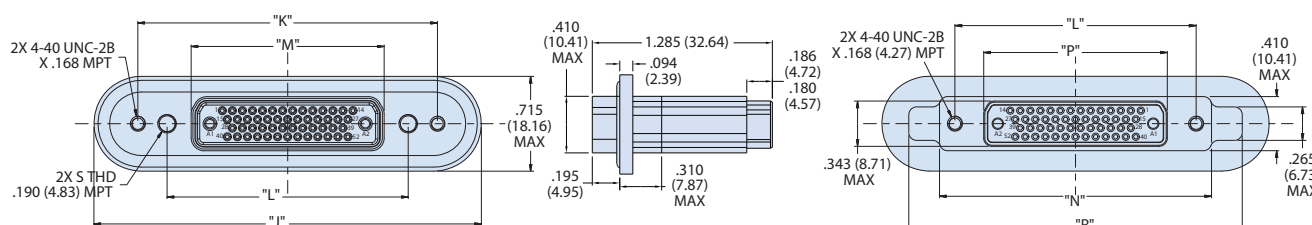
Rear-Panel Mount Hermetic Feedthrough, Pin-Socket

SHELL SIZE G



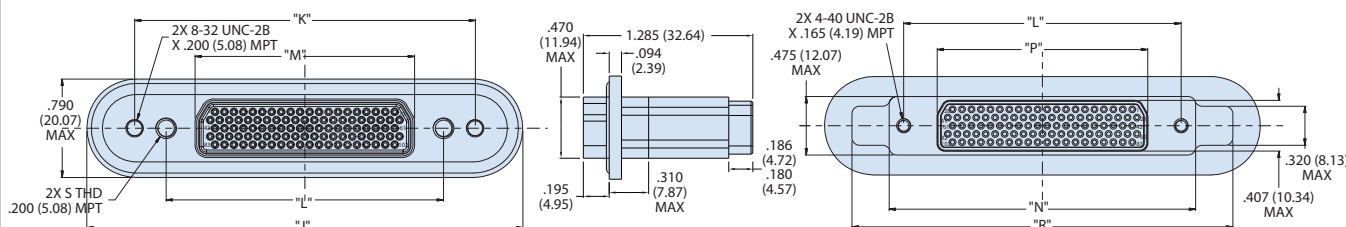
Shell Size	J Oal	K Basic	L Basic	M Max	N Max	P Max	R Max	S Typ Unc 2-B
G	2.130 (54.10)	1.575 (40.00)	1.215 (30.86)	1.079 (27.41)	1.410 (35.81)	1.010 (25.65)	1.861 (47.27)	#4-40

SHELL SIZE H & L



Shell Size	J Oal	K Basic	L Basic	M Max	N Max	P Max	R Max	S Typ Unc 2-B
H	2.900 (73.66)	2.236 (56.79)	1.800 (45.72)	1.450 (36.83)	2.045 (51.94)	1.385 (35.18)	2.500 (63.50)	#6-32
L	3.100 (78.74)	2.472 (62.79)	2.036 (51.71)	1.686 (42.82)	2.281 (57.94)	1.623 (41.22)	2.736 (69.49)	#6-32

SHELL SIZE M



Shell Size	J Oal	K Basic	L Basic	M Max	N Max	P Max	R Max	S Typ Unc 2-B
M	3.475 (88.27)	2.770 (70.36)	2.200 (55.88)	1.745 (44.32)	2.485 (63.12)	1.675 (42.55)	3.085 (78.36)	#8-32

SERIES 790 HIGH-DENSITY



MICRO-CRIMP RECTANGULAR CONNECTORS

Series 790 High-Density



790-090

Rear-Panel Mount Hermetic Feedthrough, Pin-Socket

SERIES 790 HIGH-DENSITY

A

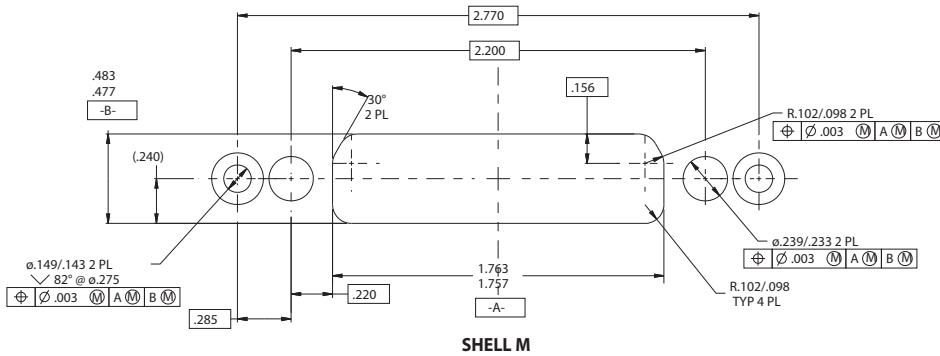
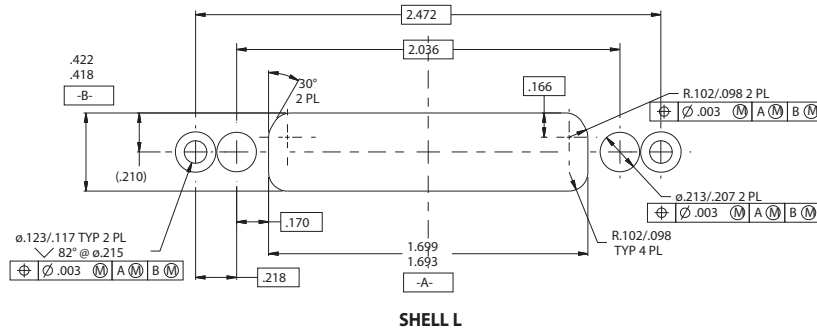
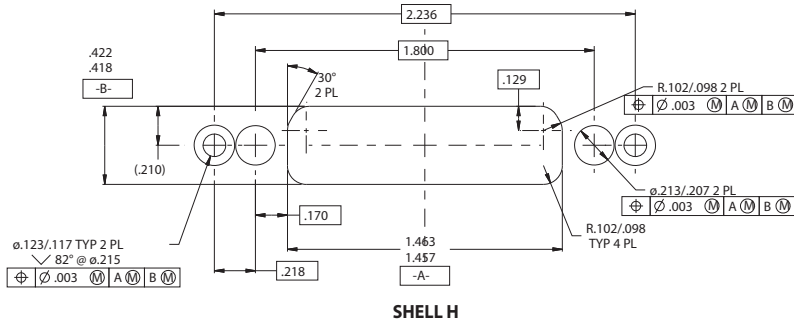
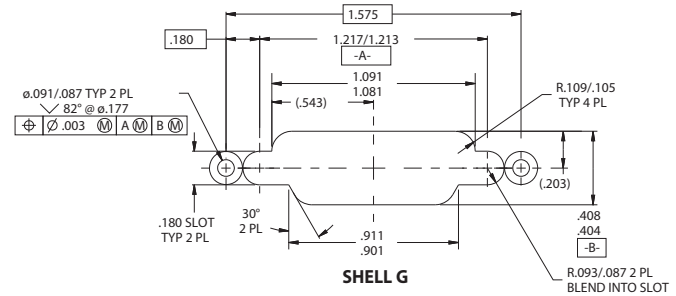
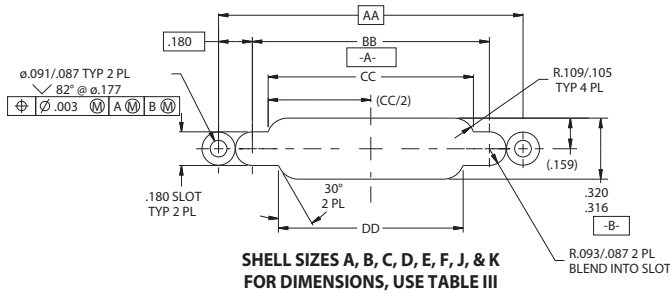


TABLE III				
Shell Size	AA BASIC	BB ±.002	CC ±.005	DD ±.005
A	0.925 (23.50)	0.565 (14.35)	0.396 (10.06)	0.286 (7.26)
B	1.075 (27.30)	0.715 (18.16)	0.546 (13.87)	0.436 (11.07)
C	1.225 (31.12)	0.865 (21.97)	0.696 (17.68)	0.586 (14.88)
D	1.325 (33.65)	0.965 (24.51)	0.796 (20.22)	0.686 (17.42)
E	1.475 (37.47)	1.115 (28.32)	0.946 (24.03)	0.836 (21.23)
F	1.625 (41.28)	1.265 (32.13)	1.096 (27.84)	0.986 (25.04)
J	1.975 (50.17)	1.615 (41.02)	1.448 (36.78)	1.345 (34.16)
K	2.375 (60.33)	2.015 (51.18)	1.848 (46.94)	1.740 (44.20)