

MICRO-CRIMP RECTANGULAR CONNECTORS

Series 791 Scoop-Proof

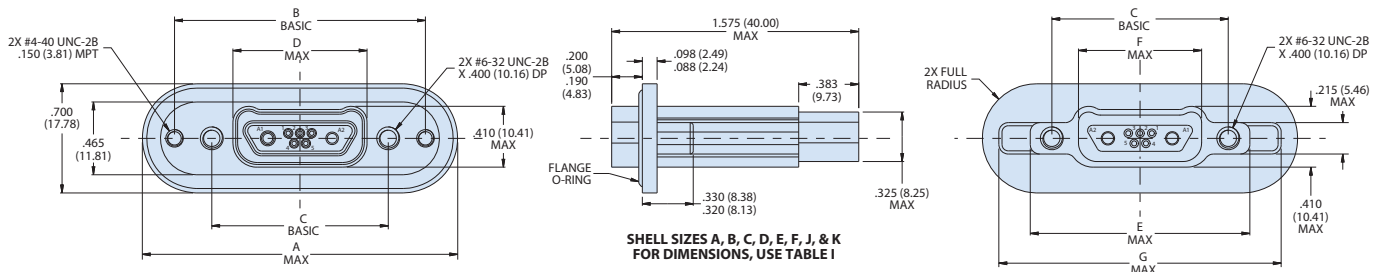


791-070

Rear-Panel Mount Hermetic Feedthrough, Pin - Socket Scoop-Proof

HOW TO ORDER

Sample Part Number →		791-070	H	D	7P2	N
Basic Part Number	791-070 Rear-Panel Mount Hermetic Feedthroughs, Pin-Socket Scoop-Proof					
Class	H = Hermetic					
Shell Size	A, B, C, D, E, F, J, K, G, H, L and M					
Arrangement	Refer to 799-009 for Insert Arr. (No "W" Option for Hermetic)					
Mating Hardware Option	N = No Mating Hardware P = Jackpost		G = Male Guide Pins S = Female Guide Sockets			



Shell Sizes	A Oal	B Basic	C Basic	D Max	E Max	F Max	G Max
A	1.750 (44.45)	1.300 (33.02)	0.750 (19.05)	0.490 (12.45)	0.565 (14.35)	0.410 (10.41)	1.035 (26.29)
B	1.950 (49.53)	1.475 (37.47)	0.900 (22.86)	0.630 (16.00)	0.715 (18.16)	0.560 (14.22)	1.185 (30.10)
C	2.025 (51.43)	1.600 (40.64)	1.050 (26.67)	0.780 (19.81)	0.865 (21.97)	0.710 (18.03)	1.335 (33.91)
D	2.125 (53.97)	1.700 (43.18)	1.125 (28.58)	0.860 (21.84)	0.965 (24.51)	0.785 (19.94)	1.410 (35.81)
E	2.325 (59.06)	1.800 (45.72)	1.275 (32.39)	1.010 (25.65)	1.115 (28.32)	0.935 (23.75)	1.560 (39.62)
F	2.325 (59.06)	1.925 (48.90)	1.425 (36.20)	1.160 (29.46)	1.265 (32.13)	1.085 (27.56)	1.710 (43.43)
J	2.915 (74.04)	2.400 (60.96)	1.800 (45.72)	1.530 (38.86)	1.615 (41.02)	1.460 (37.08)	2.085 (52.96)
K	3.110 (78.99)	2.675 (67.94)	2.175 (55.24)	1.910 (48.51)	2.015 (51.18)	1.835 (46.61)	2.460 (62.48)

MOUNTING HARDWARE

<p>P Jackpost</p>	Connector supplied with non-removable jackpost. Shell size "M" has 8-32 UNC-2B thread. Shell sizes "H" and "L" have 6-32 UNC-2B thread. All other sizes have 4-40 UNC-2B thread.
<p>G Guide Pin</p>	Connector supplied with non-removable guide pins for blind mate applications. Mates with option "S" guide socket on corresponding plug connector.
<p>S Guide Socket</p>	Connector supplied with non-removable guide sockets for blind mate applications. Mates with option "G" guide pin on corresponding plug connector.

RATINGS

<ul style="list-style-type: none"> Test Criteria: Hermeticity - <1X10⁻⁷ sccHe/Sec @ 1 Atm. Delta D.W.V. #23 Pins: 500 VAC Pin-to-Shell #16 Pins: 1200 VAC Pin-to-Shell #12 Pins: 1200 VAC Pin-to-Shell # 8 Pins: 1000 VAC Pin-to-Shell I.R. - 5,000 megohms minimum @ 500 Vdc Glenair 791-070 will mate with any scoop-proof Series 79 plug and receptacle with same shell and insert.

CONSTRUCTION

<ul style="list-style-type: none"> Shell: Kovar Alloy / Nickel Plate Contacts, Hermetic: Kovar Alloy / Gold Plate Contacts, Sockets: Copper Alloy / Gold Plate Insulator, Hermetic: Vitreous Glass Insulator, Socket: Rigid Dielectric Seals, O-Ring: Fluorosilicone Mating Hardware: CRES / Passivated
--

SERIES 791 SCOOP-PROOF



MICRO-CRIMP RECTANGULAR CONNECTORS

Series 791 Scoop-Proof

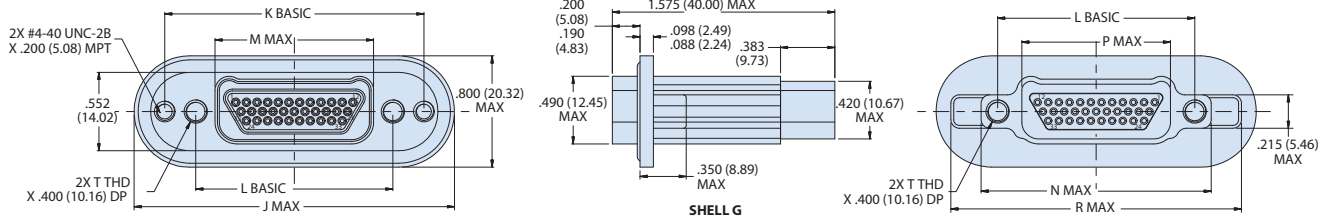


791-070

Rear-Panel Mount Hermetic Feedthrough, Pin - Socket Scoop-Proof

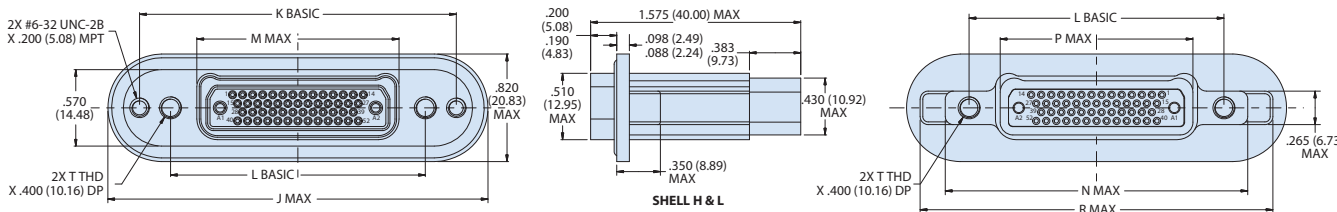
SERIES 791 SCOOP-PROOF

SHELL SIZE G



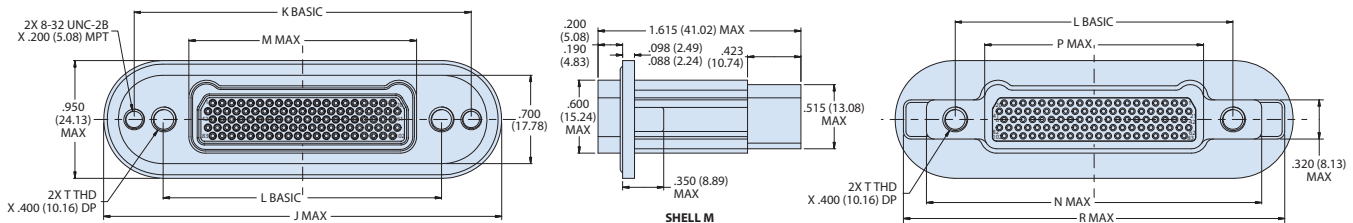
Shell Size	J Oal	K Basic	L Basic	M Max	N Max	P Max	R Max	S Basic	T Typ Unc 2-B
G	2.500 (63.50)	2.000 (50.80)	1.388 (35.26)	1.120 (28.45)	1.675 (42.55)	1.060 (26.92)	2.250 (57.15)	1.215 (30.86)	#6-32

SHELL SIZE H & L



Shell Size	J Oal	K Basic	L Basic	M Max	N Max	P Max	R Max	S Basic	T Typ Unc 2-B
H	3.050 (77.47)	2.500 (63.50)	1.900 (48.26)	1.510 (38.35)	2.275 (57.79)	1.442 (36.63)	2.850 (72.39)	1.800 (45.72)	#8-32
L	3.250 (82.55)	2.700 (68.58)	2.136 (54.25)	1.740 (44.20)	2.515 (63.88)	1.678 (42.62)	3.100 (78.74)	2.036 (51.71)	#8-32

SHELL SIZE M



Shell Size	J Oal	K Basic	L Basic	M Max	N Max	P Max	R Max	S Basic	T Typ Unc 2-B
M	3.375 (85.73)	2.870 (72.90)	2.200 (55.88)	1.800 (45.72)	2.580 (65.53)	1.745 (44.32)	3.200 (81.28)	2.200 (55.88)	#10-32

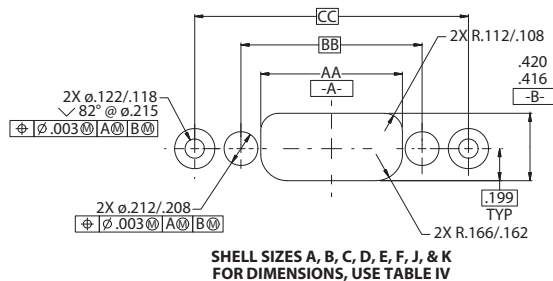
MICRO-CRIMP RECTANGULAR CONNECTORS

Series 791 Scoop-Proof

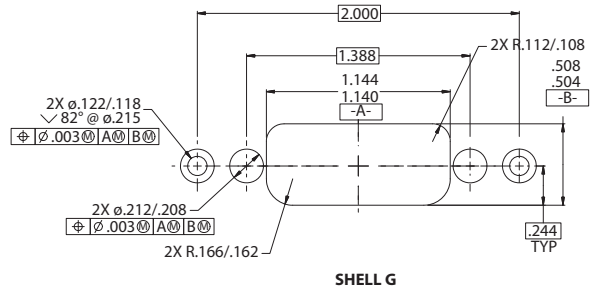


791-070

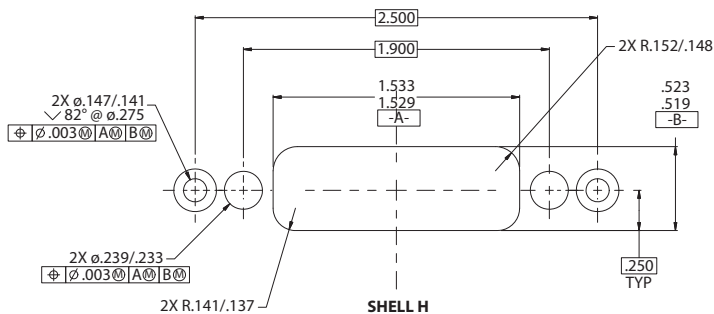
Rear-Panel Mount Hermetic Feedthrough, Pin - Socket Scoop-Proof



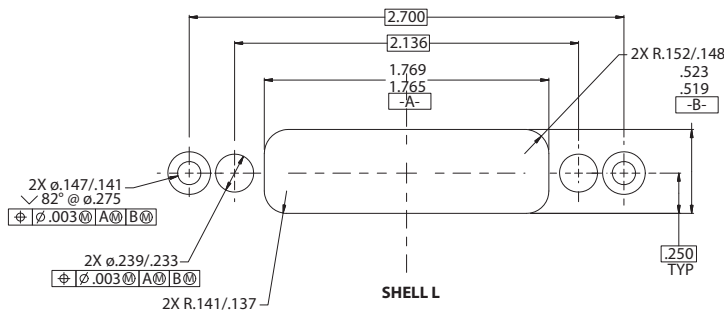
SHELL SIZES A, B, C, D, E, F, J, & K
FOR DIMENSIONS, USE TABLE IV



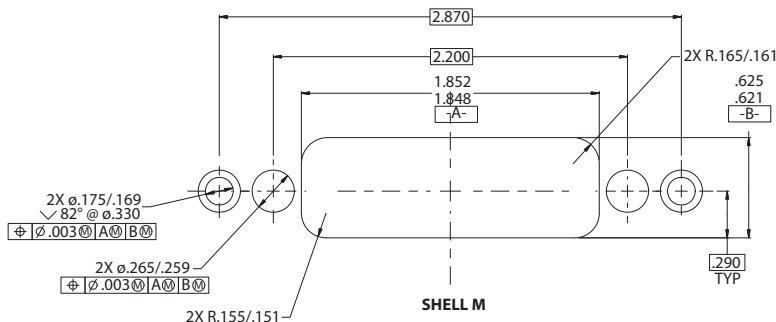
SHELL G



SHELL H



SHELL L



SHELL M

TABLE III			
Shell Size	AA ±.002	BB Basic	CC Basic
A	0.505 (12.83)	0.750 (19.05)	1.300 (33.02)
B	0.655 (16.64)	0.900 (22.86)	1.475 (37.47)
C	0.805 (20.45)	1.050 (26.67)	1.600 (40.64)
D	0.880 (22.35)	1.125 (28.58)	1.700 (43.18)
E	1.030 (26.16)	1.275 (32.39)	1.800 (45.72)
F	1.180 (29.97)	1.425 (36.20)	1.925 (48.90)
J	1.555 (39.50)	1.800 (45.72)	2.400 (60.96)
K	1.930 (49.02)	2.175 (55.24)	2.675 (67.94)

SERIES 791 SCOOP-PROOF

