

MICRO-CRIMP RECTANGULAR CONNECTORS

Series 792 High-Speed

SERIES
792
High-Speed

792-002 Cable Receptacle

- ◆ Crimp, rear-release
- ◆ Pin contacts



Twinax, quadrax or El Ochoito® contacts.

792-002 cable receptacle has size #8 cavities for snap-in high speed data contacts (purchased separately). Combo arrangements have size #23 contacts (included with connector). Keyed inserts and scoop-proof duo-lobe shell provide precise alignment of contacts for problem-free mating. #8-32 screwlocks or jackposts are 300 series stainless steel. Shell has rear groove for attaching backshell.

- Aerospace-grade rectangular connector with high speed size 8 datalink contacts
- 1–9 data ports
- Rugged duo-lobe aluminum shell
- Environmental with wire grommet and face seal

INSERT ARRANGEMENTS

Thermoplastic Insert	Grounded All-Aluminum	No. of Contacts	
		#8	#23
A-1W1	A-1G1	1	–
A-3W1		1	2
B-23W1		1	22
B-2W2	B-2G2	2	–
B-6W2		2	4
C-24W2		2	22
C-3W3	3G3	3	–
C-9W3		3	6
D-27W3		3	24
D-4W4	D-4G4	4	–
D-12W4		4	8
E-5W5	E-5G5	5	–
E-15W5		5	10
E-45W3		3	42
F-9W9	F-9G9	9	–
F-31W9		9	22

#8 PIN CONTACTS

#8 Contacts are not included with connector. See Section E for contact ordering information.

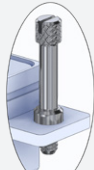
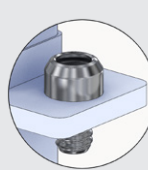

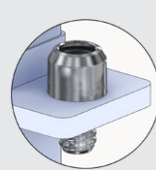
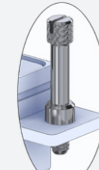


Contact Type	Application	Contact Part Number
Diff. Twinax	77 Ohm 100 Ohm	853-076
Quadrax	100BASE-T, ARINC 664	854-047
Octaxial <i>El Ochoito®</i>	Ethernet: 1000BASE-T, 10Gb, 40Gb	858-045 858-043
	USB 3.0	858-047 858-071
	Multi-Gig 100 Ohm: HDMI, DisplayPort, SATA	858-049 858-065
Coaxial	50 Ohm	852-149
	75 Ohm	852-151
Power	#8 AWG	850-159

HOW TO ORDER

Sample Part Number		792-002P	C-9W3	M	E	S	B
Basic Part Number	792-002P Cable Receptacle, Pin Contacts						
Shell Size-Insert Arr.	See "Insert Arrangements" Table						
Shell Finish	M Electroless Nickel MT Nickel / PTFE N Olive Drab Cadmium TZ Tin-Zinc ZR Black Zinc-Nickel						
EMI Spring	E EMI Spring N No EMI Spring						
Hardware Option <i>Table 1</i>	N Thru-Hole <i>No Hardware</i> K Extended Jackscrews <i>Slot head male</i> L Jackscrews <i>Socket head male</i> P Female Jackposts S Screwlocks <i>Socket head male</i> T Extended Screwlocks <i>Slot head male</i>						
Polarization Key Option	Enter Letter Designator for Position A, B, C, D, E, F, G, H, J, or K per Mod Code 1104 (see page C-8 for details) Omit for none						

TABLE ONE HARDWARE OPTION

 K Extended Jackscrew Slot Head	 L Jackscrew Socket Head	 P Female Jackpost With Nut, Lockwasher	 S Screwlock Socket Head	 T Extended Screwlock Slot Head
--	---	---	---	--

Screwlocks allow connector to be plugged in before the screws are tightened. Jackscrews must be tightened in order to mate connector.

RATINGS

- Voltage (DWV): size 23 contacts 750 VAC
- Current: #23 5A
- Operating temperature: -65 to +150 °C
- Durability: 500 mating cycles
- Shock: 300 g
- Vibration: 20 g random

CONSTRUCTION

- Contacts: Copper alloy, gold over nickel finish
- Shell: Aluminum
- Insulators: High performance thermoplastic
- Ground spring: BeCu, electroless nickel plated
- Wire grommet, face seal: Fluorosilicone/silicone blend
- Contact retaining clip: Beryllium copper, unplated
- Hardware: Stainless steel

MICRO-CRIMP RECTANGULAR CONNECTORS

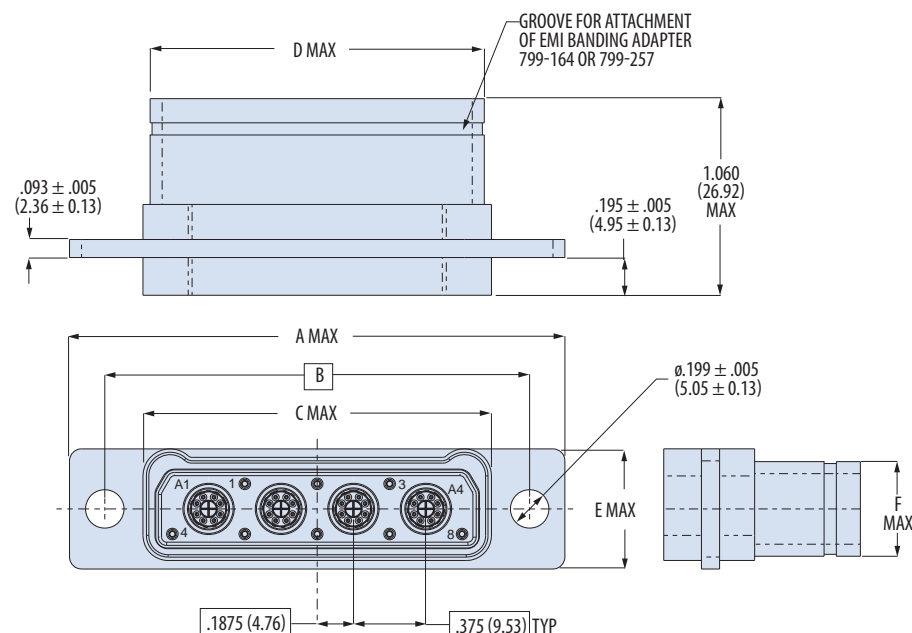
Series 792 High-Speed



792-002

Cable Receptacle

- ◆ Crimp, rear-release
- ◆ Pin contacts



Shell Size	A Max		B ± .005 (0.1)		C Max		D Max		E Max		F Max	
	in	mm	in	mm	in	mm	in	mm	in	mm	in	mm
A	1.455	36.96	1.075	27.31	.690	17.53	.610	15.49	.635	16.13	.469	11.91
B	1.830	46.48	1.450	36.83	1.065	27.05	.985	25.02	.635	16.13	.469	11.91
C	2.205	56.01	1.825	46.36	1.440	36.58	1.360	34.54	.635	16.13	.469	11.91
D	2.580	65.53	2.200	55.88	1.815	46.10	1.735	44.07	.635	16.13	.469	11.91
E	2.955	75.06	2.575	65.41	2.190	55.62	2.110	53.59	.635	16.13	.469	11.91
F	2.955	75.06	2.575	65.41	2.190	55.62	2.110	53.59	1.010	25.65	.849	21.56

SIZE 23 PIN CONTACT

Size #23 contacts are bulk packed with connector. Spare contacts are not included and are ordered separately if required. See "Contacts and Tools" section for additional information.

Contact Part No.	Crimp Tool	Positioner
850-163	809-015 (M22520/2-01)	859-214 (K2104)

INSTALLING AND REMOVAL TOOLS

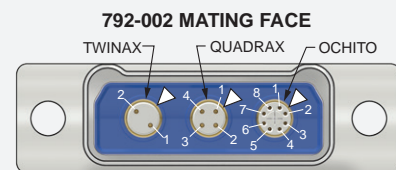
Insertion/ Removal Tool for Size 23 Contact	Removal Tool for Size 8 Contact
809-088	859-049 (M22520/14-12)

HARDWARE DIMENSIONS

Shell Size	Thread Size
A - F	#8-32
P Female Jackpost with Hex Nut and Lockwasher	K T Extended Jackscrew and Screwlock
L Low Profile Jackscrew Socket Head	S Low Profile Screwlock Socket Head

CONTACT POLARIZING KEY LOCATION

Series 792 size 8 contact cavities have a polarizing keyway. This keyway orients and aligns twinax, quadax and El Ochito® contacts. The connector keyway is rotated 45° from top dead center. This illustration shows the location of the polarizing key and the contact numbers when looking at the mating face of the receptacle (pin) connector.



△ SYMBOL SHOWS POLARIZING KEY LOCATION

Application Note

Panel Mounting

For panel mounting, specify connector with Hardware Option N (thru-holes). Use rear panel mount jackpost **799-176**. See page F-18 for jackpost ordering information and panel cutout dimensions.

Application Note

Polarization Key Positions

See Mod Code 1104 pg. C-8 for details

