792-010

PCB Receptacle, 90° Tails, El Ochito®

- Octaxial PC tail contacts
- 90° mounting
- Pin contacts

792-010 receptacle has El Ochito® high-speed octaxial PC tail pin contacts for 90° thru-hole printed circuit board termination. Contacts are potted with epoxy. Machined aluminum shell has integral standoff and threaded holes for attachment to PC board. Combo arrangements have #23 contacts.

- Aerospace-grade rectangular PCB connector with high speed size 8 octaxial contacts
- 1–5 data ports
- Rugged duo-lobe aluminum shell
- Environmental

INSERT ARRANGEMENTS

Thermoplastic Insert	Grounded All-Aluminum	No. of Contacts Ochito	No. of Contacts #23
A-1P1	A-1G1	1	–
A-3P1		1	2
B-23P1		1	22
B-2P2	B-2G2	2	–
B-6P2		2	4
C-24P2		2	22
C-3P3	C-3G3	3	–
C-9P3		3	6
D-27P3		3	24
D-4P4	D-4G4	4	–
D-12P4		4	8
E-5P5	E-5G5	5	–
E-15P5		5	10
E-45P3		3	42

HOW TO ORDER

Sample Part Number 792-010P D-4P4 M E P AA B

Basic Part Number	792-010P PCB Receptacle, 90° Tails, Octaxial Pin Contacts
Shell Size-Insert Arr.	See "***Insert Arrangements***" Table
Shell Finish	M Electroless Nickel MT Nickel / PTFE N Olive Drab Cadmium TZ Tin-Zinc ZR Black Zinc-Nickel
EMI Spring	E EMI Spring N No EMI Spring
Hardware Option *Table 1*	N No Hardware *Threaded holes* P Female Jackposts B Guide Bushing *For blind mating*
Protocol Code	See "***Protocol Code***" table on next page
Polarization Key Option	Enter Letter Designator for Position **A, B, C, D, E, F, G, H, J,** or **K** per Mod Code 1104 (see page C-8 for details) **Omit** for none

TABLE 1 HARDWARE OPTION

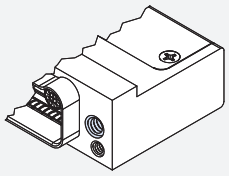

N No Hardware
Threaded Hole
10-32 UNF-2B .150 (3.81) min. depth

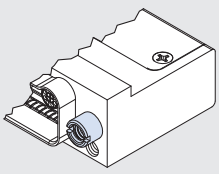

P Female Jackpost
8-32 UNC-2B

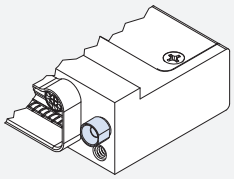

B Guide Bushing

Application Note

Polarization Key Positions

See Mod Code 1104 pg. C-8 for details

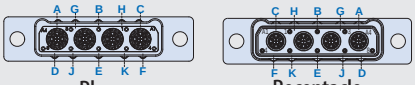

RATINGS

- **Voltage (DWV):** 100 VAC
- **Current:** #23 1A
- **Operating temperature:** -65 to +150 °C
- **Durability:** 500 mating cycles
- **Shock:** 300 g
- **Vibration:** 20 g random

CONSTRUCTION

- **#23 Contacts:** Copper alloy, gold over nickel finish
- **Ochito contact:** Copper alloy, gold over nickel finish. Insulators are high performance thermoplastic. Ochito white has nickel-plated copper alloy splines.
- **Shell:** Aluminum
- **Insulator:** High performance thermoplastic
- **Face seal:** Fluorosilicone/silicone blend
- **Encapsulant:** Epoxy
- **Hardware:** Stainless steel, passivated

© 2026 Glenair, Inc • 1211 Air Way, Glendale, CA 91201 • 818-247-6000 • www.glenair.com • U.S. CAGE code 06324 • Series 79 Connectors
Dimensions in Inches (millimeters) are subject to change without notice.

792-010

PCB Receptacle, 90° Tails, El Ochito®

- Octaxial PC tail contacts
- 90° mounting
- Pin contacts

OCHITO PROTOCOLS

WHITE	BLUE	RED
1000BASE-T 10GBASE-T	USB 3.0	HDMI, SATA, DisplayPort

The Ochito octaxial contact is color-coded to signify the data protocol. White is used for high speed Ethernet, blue is used for USB 3.0, and red is used for multi gigabit 100 ohm protocols including HDMI, DisplayPort and SATA. The connector part number includes a code from the ***Protocol Code*** table. This code enables combinations of protocols as shown in the examples below.



Code AA

Code AH

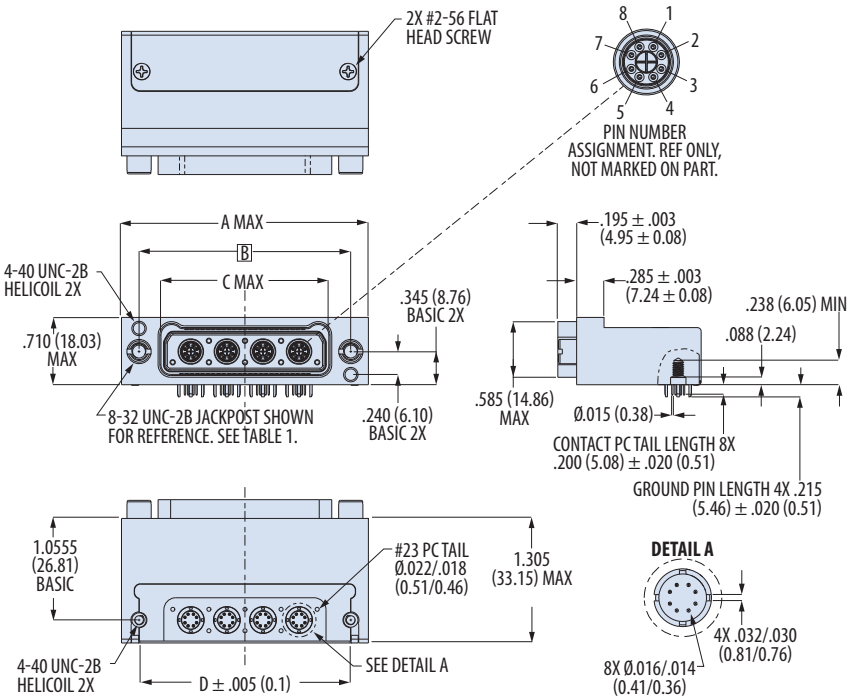

PROTOCOL CODE

Code	Cavity				
	A1	A2	A3	A4	A5
AA	W	W	W	W	W
AB	B	W	W	W	W
AC	R	W	W	W	W
AD	B	B	W	W	W
AE	R	B	W	W	W
AF	R	R	W	W	W
AG	B	B	B	W	W
AH	R	B	B	W	W
AJ	R	R	B	W	W
AK	R	R	R	W	W
AL	B	B	B	B	W
AM	R	B	B	B	W
AN	R	R	B	B	W
AP	R	R	R	B	W
AQ	R	R	R	R	W
AR	B	B	B	B	B
AS	R	B	B	B	B
AT	R	R	B	B	B
AV	R	R	R	B	B
AW	R	R	R	R	B
AX	R	R	R	R	R

Shell Size	A Max		B ± .005 (0.1)		C Max		D ± .005 (0.1)		E ± .002 (0.05)	
	in	mm	in	mm	in	mm	in	mm	in	mm
A	1.455	36.96	1.075	27.31	.690	17.53	1.075	27.31	.725	18.42
B	1.830	46.48	1.450	36.83	1.065	27.05	1.450	36.83	1.100	27.94
C	2.205	56.01	1.825	46.36	1.440	36.58	1.825	46.36	1.475	37.47
D	2.580	65.53	2.200	55.88	1.815	46.10	2.200	55.88	1.850	46.99
E	2.955	75.06	2.575	65.41	2.190	55.63	2.575	65.41	2.225	56.52

PANEL CUTOUT

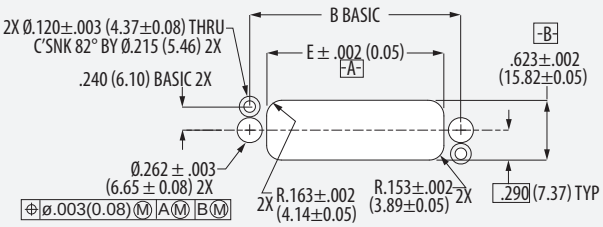

© 2026 Glenair, Inc • 1211 Air Way, Glendale, CA 91201 • 818-247-6000 • www.glenair.com • U.S. CAGE code 06324 • Series 79 Connectors
Dimensions in Inches (millimeters) are subject to change without notice.

792-010

PCB Receptacle, 90° Tails, El Ochito®

- Octaxial PC tail contacts
- 90° mounting
- Pin contacts

PCB FOOTPRINTS FOR 792-010 CONNECTOR

Optimizing PCB Design

See Glenair Application Note AN0002 ***Design and Installation of El Ochito PCB Connectors*** for recommended solder pad sizing, trace routing, and connector installation.
https://cdn.glenair.com/test-reports-and-technical-information/pdf/application-note/an0002.pdf

PCB hole patterns are shown for the ***component mounting side*** of the circuit board, looking through the connector.

Detail B

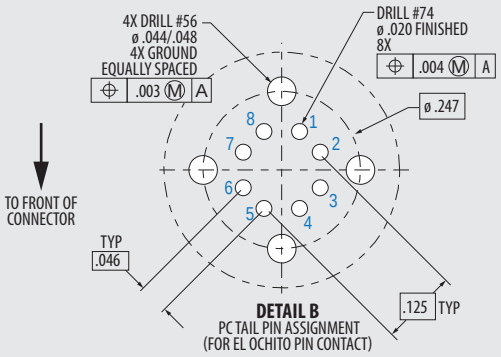

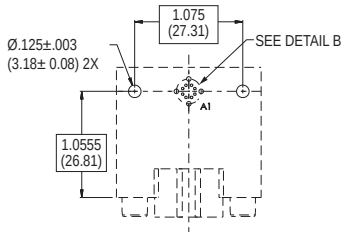

A-1P1 **A-1G1**

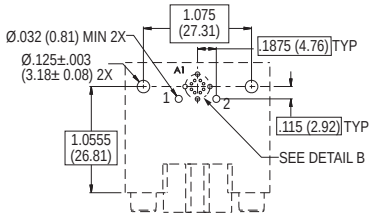

A-3P1

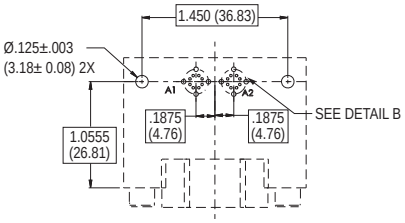

B-2P2 **B-2G2**

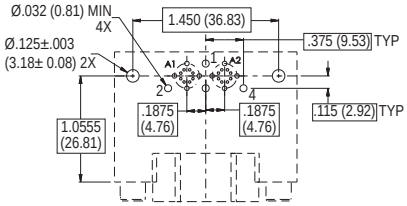

B-6P2

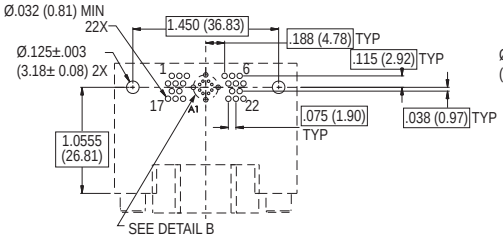

B-23P1

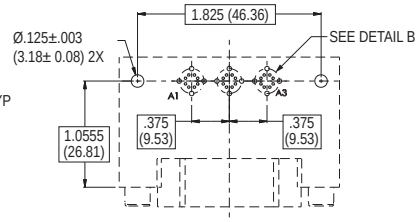

C-3P3 **C-3G3**

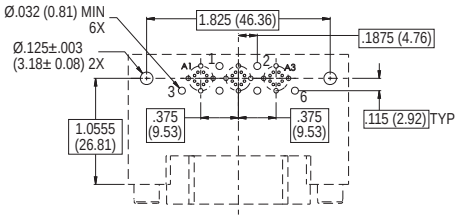

C-9P3

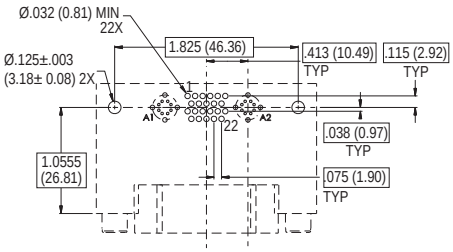

C-24P2

© 2026 Glenair, Inc • 1211 Air Way, Glendale, CA 91201 • 818-247-6000 • www.glenair.com • U.S. CAGE code 06324 • Series 79 Connectors
Dimensions in Inches (millimeters) are subject to change without notice.

792-010

PCB Receptacle, 90° Tails, El Ochito®

- Octaxial PC tail contacts
- 90° mounting
- Socket contacts

PCB FOOTPRINTS FOR 792-010 CONNECTOR

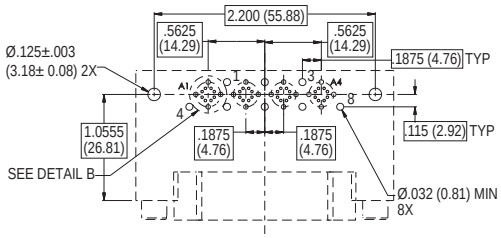

D-12P4

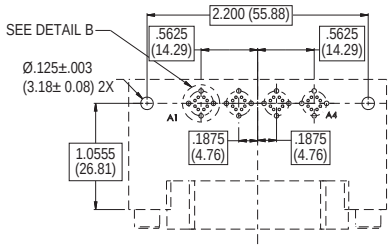

D-4P4 **D-4G4**

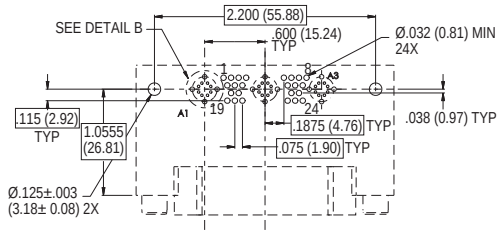

D-27P3

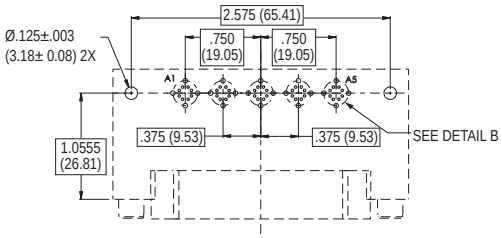

E-5P5 **E-5G5**

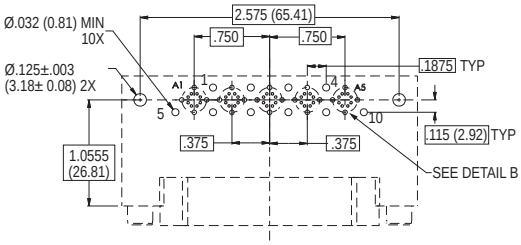

E-15P5

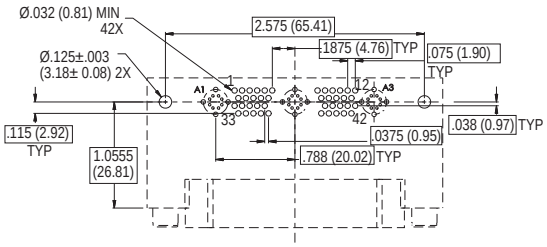

E-45P3