180-145 Hermaphroditic Plug Connector, 4-channel MIL-DTL-83526/16 type

HOW TO ORDER								
Sample Part Number		180-145	G2	-01	N	1	H	1
Basic Number	Hermaphroditic plug GFOCA connector, 4 channel							
Material/Finish	See Material and Finish Table							
Cable Entry Code	**-01** or **-02**, see Cable Entry Table							
Alignment Sleeve Style	**N** = None. Consult factory for additional options							
Insert Cap Key	**1, 2, 3, 4** (See Insert Cap Key Table)							
Dust Cover Style	**M** = Male **H** = Hermaphroditic **N** = None							
Seal Material	**1** = Primary seals: Fluorosilicone & Nitrile Secondary seals: Fluorosilicone, Urethane, and Nitrile							

MATERIAL AND FINISH

- Internal hardware: Al alloy/ anodize
- Misc. hardware: Stainless steel/ passivate
- Lanyard: Stainless steel/coated
- Strain relief wedge: BeCu alloy/nickel
- Flexible bend resistrictor: Nylon
- Cable grommet: Nitrile

NOTES

- Connector assembly is designed IAW the interface requirements of MIL-DTL-83526/16 (Draft).

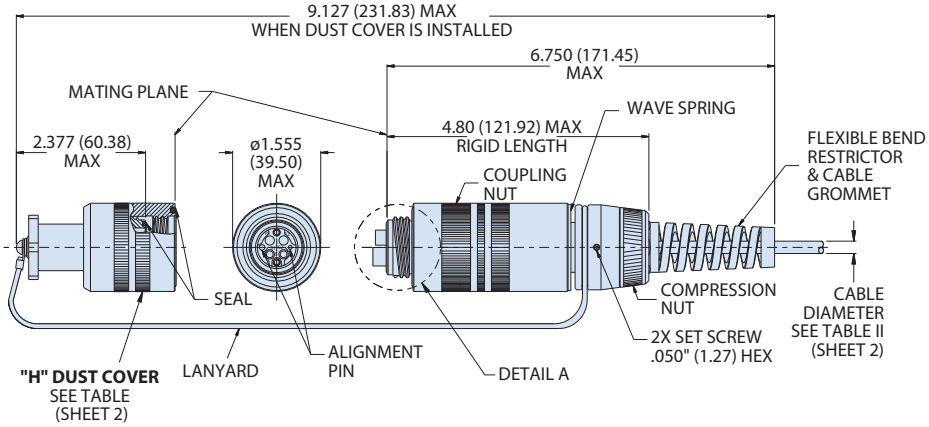

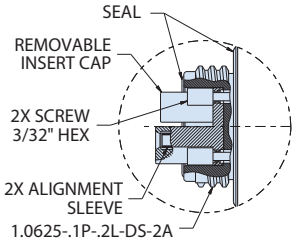

DETAIL A

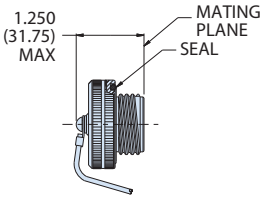

"M" DUST COVER
SEE TABLE V
(SHEET 2)

MATERIAL AND FINISH		
Code	**Material**	**Finish Description**
G2	Aluminum Alloy	Hard Anodize, Gray
ZN		Zinc-Nickel, Olive Drab
ZR		Zinc-Nickel, Black (RoHS)
Z1	Stainless Steel	Passivate
ZL		Electrodeposited Nickel

CABLE ENTRY		
Dash No.	**Cable Diameter**	
	Inch	**mm**
-01	.190-.315	4.83-8.00
-02	.316-.379	8.03-9.63

INSERT CAP KEY CONFIGURATIONS				
Dash No:	**1**	**2**	**3**	**4**
Config.	**Key 1**	**Key 2**	**Key 3**	**Key U (universal)**
	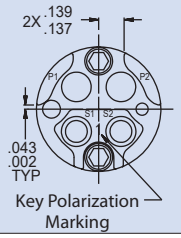	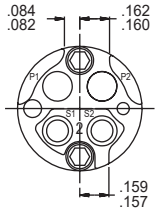	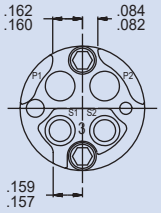	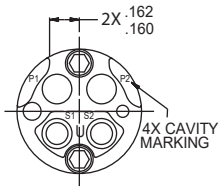

© 2024 Glenair, Inc • 1211 Air Way, Glendale, CA 91201 • 818-247-6000 • www.glenair.com • U.S. CAGE code 06324 • Fiber Optics
Dimensions are subject to change without notice.