180-148 Internal Mount Jam Nut Receptacle, 4-channel MIL-DTL-83526 type

RUGGED FIELD / EXPANDED BEAM

HOW TO ORDER						
Sample Part Number	**180-148**	**ZR**	**-N**	**1**	**F**	**1**
Basic Number	Hermaphroditic GFOCA internal mount jam nut receptacle					
Material/Finish	See Material and Finish Table					
Alignment Sleeve Style	**N** = None. Consult factory for additional options					
Insert Cap Key	**1, 2, 3, 4** (See Insert Cap Key Table)					
Dust Cover Style	**F** = Female **N** = None					
Seal Material	See Seal Material Table					

MATERIAL AND FINISH

- Insert Cap: Al alloy/anodize
- Misc. hardware: Stainless steel/ passivate
- Lanyard: Stainless steel/coated

NOTES

- Connector assembly is designed IAW the interface requirements of MIL-PRF-83526/17 (Draft).

MATERIAL AND FINISH		
Code	**Material**	**Finish Description**
G2	Aluminum Alloy	Hard Anodize, Gray
ZN		Zinc-Nickel, Olive Drab
ZR		Zinc-Nickel, Black (RoHS)
Z1	Stainless Steel	Passivate
ZL		Electrodeposited Nickel

SEAL MATERIAL	
No.	**Seal Material(s)**
1	Fluorosilicone with Fluorosilicone panel seal
2	Fluorosilicone with conductive fluorosilicone panel seal
3	EPDM with EPDM panel seal
4	EPDM with conductive EPDM panel seal

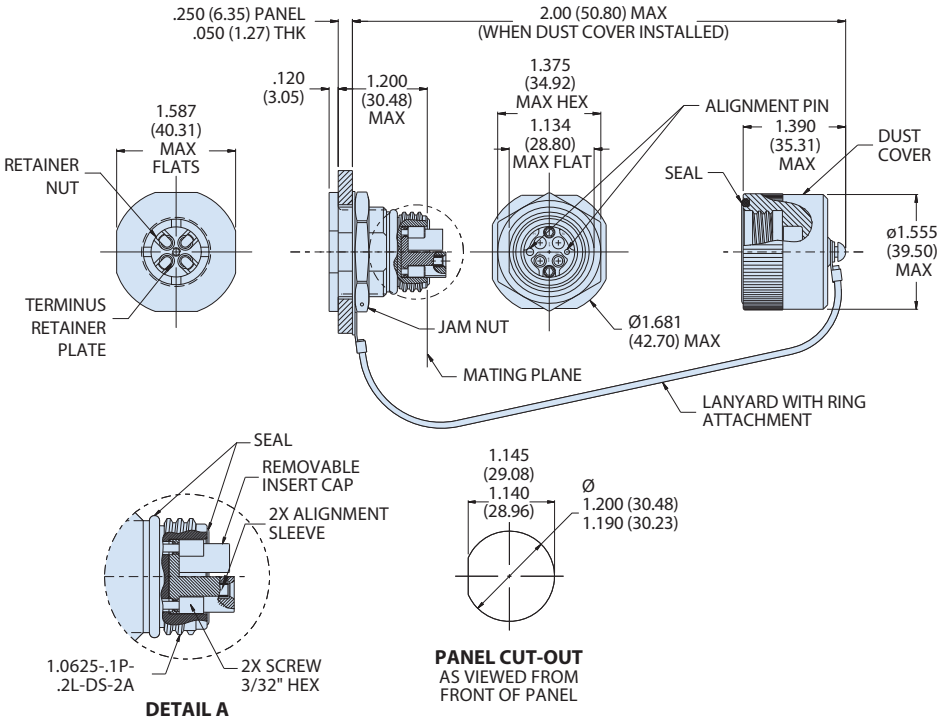

INSERT CAP KEY CONFIGURATIONS				
Dash No:	**1**	**2**	**3**	**4**
Config.	**Key 1**	**Key 2**	**Key 3**	**Key U (universal)**
	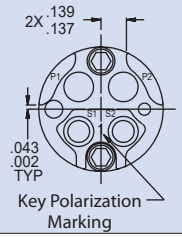	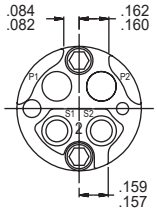	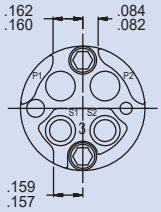	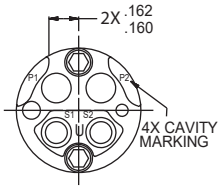

© 2024 Glenair, Inc • 1211 Air Way, Glendale, CA 91201 • 818-247-6000 • www.glenair.com • U.S. CAGE code 06324 • Fiber Optics
Dimensions are subject to change without notice.