

Connector Adapter Assembly

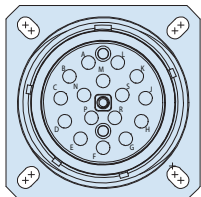
KITS AND TOOLS




HOW TO ORDER					
Sample Part Number		FA0CAA	-S	-01	-MT1
Basic Part Number	Connector Adapter Assembly				
Shape	-S = Straight -M = 45 degree -N = 90 degree				
Connector A	-01 = SuperNine MT		-02 = Series 79 MT		
	-03 = ARINC 801		-04 = Vita 87		
	-05 = D38999		-06 = GHD		
	-07 = Series 806		-08 = M28876		
Connector B	-MT1 = MT to MTP Coupler		-LC = LC to LC Coupler		
	-MT2 = 2X MT to MTP Couplers		-FC = FC to FC Coupler		

Consult factory for other connector options

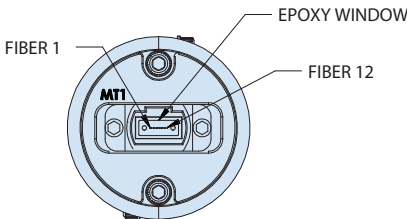
ARINC 801 to 1X MT FERRULE



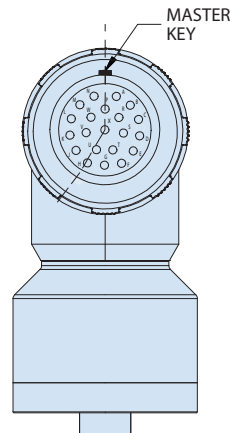
J1



FA0CAA-S-03-02 (For Reference)

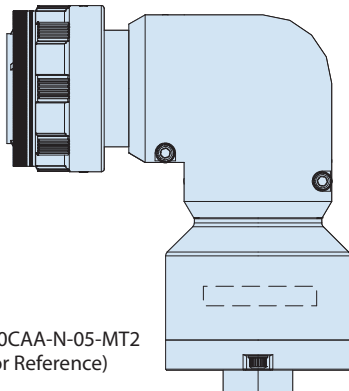


38999 to 2X MT

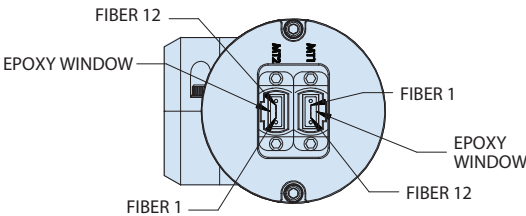


MASTER KEY

P1



FA0CAA-N-05-MT2
(For Reference)



NOTE

Part numbering is for reference purposes only. A unique Glenair part number will be assigned.