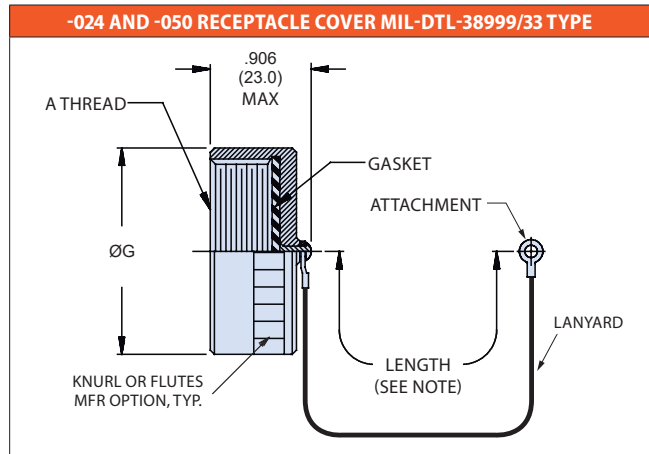
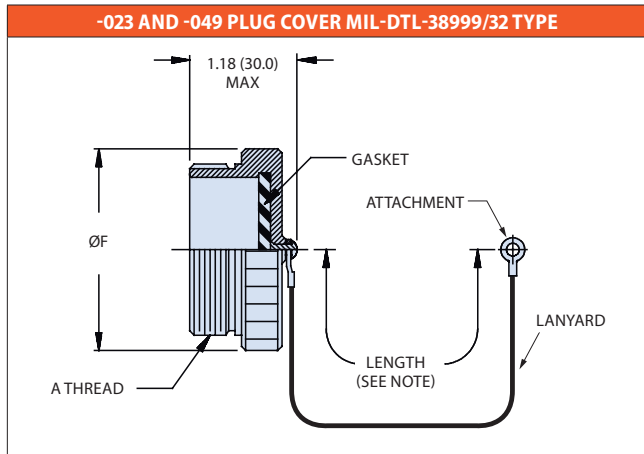


660-023, -024 • 660-049, -050 Protective Covers

SuperNine® MIL-DTL-38999 Type



HOW TO ORDER						
<b>Sample Part Number</b>	<b>660-023</b>	<b>M</b>	<b>17</b>	<b>H</b>	<b>5</b>	<b>-01</b>
<b>Basic Number</b>	660-023 = Metal Plug Cover 660-024 = Metal Receptacle Cover 660-049 = Composite Plug Cover 660-050 = Composite Receptacle Cover					
<b>Material/Finish</b>	See Material and Finish table					
<b>Shell Size</b>	See Dimensions table					
<b>Lanyard</b>	See Lanyard Codes table					
<b>Attachment Length</b>	In inches					
<b>Attachment Dash No.</b>	(Ring and Eyelet Style tables) omit for "SK" slip knot attachment					



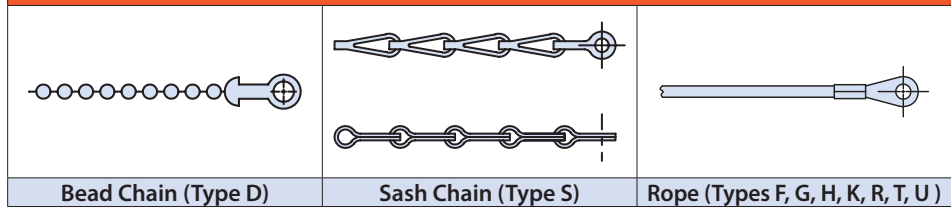
**MATERIAL AND FINISH**

- Gasket: Silicone
- Hardware, Rivet: Stainless Steel/Passivate

**NOTES**

- Length tolerance for Sash Chain (S) is ± 1 link, for all other attachments ± .25.

**AVAILABLE LANYARD TYPES**  
(SHOWN WITH OPTIONAL EYELET ATTACHMENT, SEE LANYARD CODES TABLE FOR LANYARD STYLE)



LANYARD CODES	
Code	Description
<b>D</b>	Bead Chain, CRES, Passivated
<b>F</b>	Wire Rope, Nylon Jacket
<b>G</b>	Nylon Rope, Black
<b>H</b>	Wire Rope, Fluoropolymer Jacket
<b>K</b>	Nylon Rope, Olive Drab
<b>N</b>	No Lanyard
<b>R</b>	Wire Rope, PVC Jacket
<b>S</b>	#8 Sash Chain, CRES, Passivated
<b>SK</b>	Nylon Rope (Black) w/Slip Knot
<b>T</b>	Wire Rope, No Jacket
<b>U</b>	Wire Rope, Polyurethane Jacket

DIMENSIONS			
Shell Size	A Thread	Ø F Max	Ø G Max
<b>09</b>	.6250 - 0.1P-0.3L-TS	0.906 (23.0)	.906 (23.0)
<b>11</b>	.7500 - 0.1P-0.3L-TS	1.024 (26.0)	1.102 (28.0)
<b>13</b>	.8750 - 0.1P-0.3L-TS	1.220 (31.0)	1.220 (31.0)
<b>15</b>	1.0000 - 0.1P-0.3L-TS	1.300 (33.0)	1.260 (32.0)
<b>17</b>	1.1875 - 0.1P-0.3L-TS	1.457 (37.0)	1.457 (37.0)
<b>19</b>	1.2500 - 0.1P-0.3L-TS	1.575 (40.0)	1.535 (39.0)
<b>21</b>	1.3750 - 0.1P-0.3L-TS	1.732 (44.0)	1.654 (42.0)
<b>23</b>	1.5000 - 0.1P-0.3L-TS	1.811 (46.0)	1.772 (45.0)
<b>25</b>	1.6250 - 0.1P-0.3L-TS	1.969 (50.0)	1.929 (49.0)

MATERIAL AND FINISH		
Code	Material	Finish
<b>C</b>	Aluminum Alloy	Anodize, Black
<b>M*</b>		Electroless Nickel
<b>ME</b>		Electroless Nickel
<b>MT</b>		Nickel-PTFE, Gray
<b>NF</b>		Cadmium, Olive Drab, over Electroless Nickel
<b>TZ</b>		Tin-Zinc, Bronze-Gold
<b>ZN</b>		Zinc-Nickel, Olive Drab, over Electroless Nickel
<b>ZR</b>		Zinc-Nickel, Black
<b>ZN</b>		Zinc-Nickel, Olive Drab
<b>ZI</b>		Stainless Steel
<b>ZL</b>	Stainless Steel	Electro-Deposited Nickel

\*Inactive for new design. Use "ME" finish.

660-023, -024 • 660-049, -050 Protective Covers

**ATTACHING A COVER TO A JAM NUT RECEPTACLE WITH A SOLID RING (STYLE A)**

SOLID RING STYLE A		
Dash No.	Ø N ± .015	180-091 Shell Size
106	.896 (22.8)	11
107	1.016 (25.9)	13
108	1.141 (29.0)	15
109	1.266 (32.3)	17
110	1.391 (35.3)	19
111	1.521 (38.6)	21
112	1.641 (41.7)	23
113	1.766 (45.0)	25

**NOTES**

- Solid ring style A dash numbers and shell sizes shown are for Glenair 180-091 fiber optic connectors only. Consult factory for additional sizes.

**Solid Ring - Style A**

**ATTACHING A COVER TO A CABLE ASSEMBLY WITH A SOLID RING (STYLE B)**

SOLID RING STYLE B		
Dash No.	Ø N ± .015	180-091 Shell Size
-104	.713 (18.11)	11
-205	.793 (20.14)	13
-206	.912 (23.16)	15
-207	1.030 (26.16)	17
-108	1.146 (29.11)	19
-109	1.271 (32.28)	21
-110	1.396 (35.46)	23
-211	1.541 (39.14)	25

**NOTES**

- Solid ring style A dash numbers and shell sizes shown are for Glenair 180-091 fiber optic connectors only.
- Consult factory for additional sizes.

**Solid Ring - Style A**

SuperNine® MIL-DTL-38999 Type

660-023, -024 • 660-049, -050 Protective Covers

**ATTACHING A COVER TO A CABLE USING A SPLIT RING OR SLIP KNOT**

**Split Ring  
Style C**

**Slip Knot  
(Type SK)**

SPLIT RING STYLE C			
Dash No.	Ø L ± .015	Dash No.	Ø L ± .015
50	.425 (10.8)	74	1.625 (41.4)
52	.485 (12.3)	76	1.750 (44.5)
54	.640 (16.3)	78	1.875 (47.8)
56	.750 (19.1)	80	1.980 (50.3)
58	.890 (22.6)	82	2.060 (52.3)
60	1.015 (25.9)	84	2.235 (56.9)
62	1.095 (27.9)	86	2.310 (58.7)
64	1.130 (28.7)	88	2.475 (63.0)
66	1.250 (31.8)	90	2.655 (67.6)
68	1.350 (34.3)	92	2.810 (71.4)
70	1.375 (35.1)	94	3.045 (77.5)
72	1.485 (37.8)		

**ATTACHING A RECEPTACLE COVER TO A PANEL WITH A SCREW**

**Eyelet - Style D**

EYELET STYLE D		
Dash No.	Ø K ± .015	180-091 Shell Size
01	.140 (3.56)	
02	.182 (4.62)	
03	.191 (4.85)	
04	.197 (5.00)	
05	.167 (4.24)	
06	.125 (3.18)	11 thru 21
07	.218 (5.53)	
09	.156 (3.96)	23 thru 25
00	No Eyelet	