


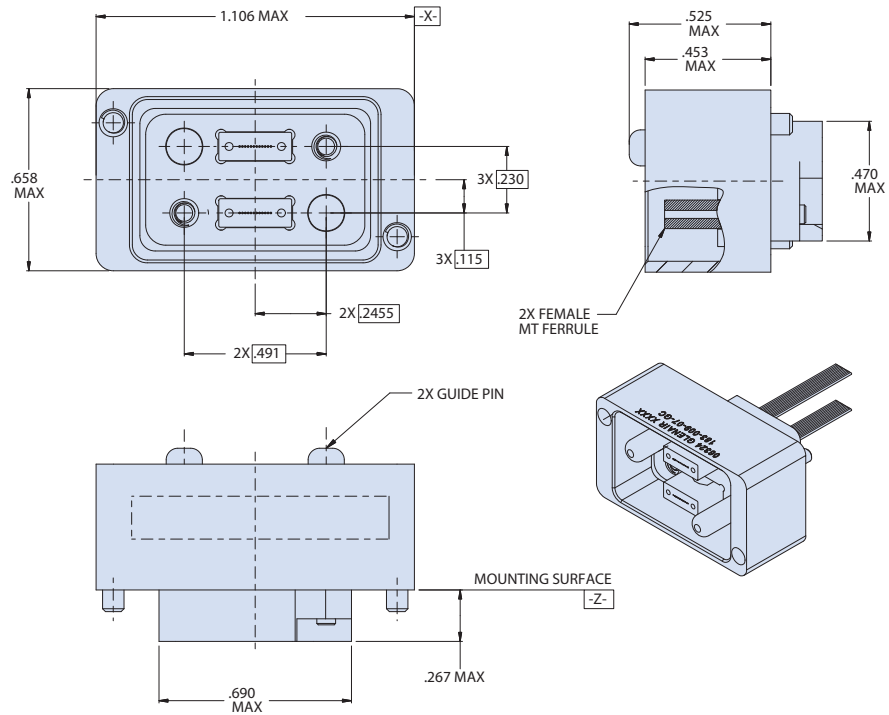
VITA 66.1 Backplane  
183-009-07 Receptacle Backplane connectors



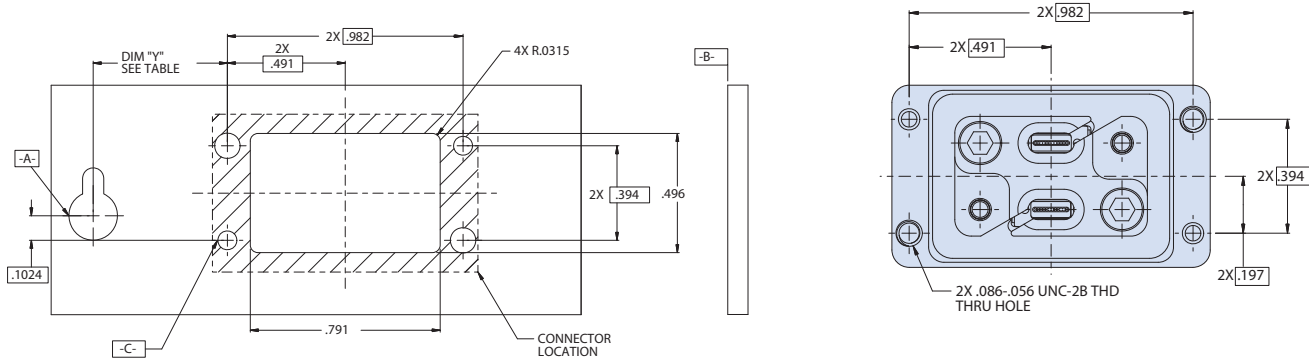
HOW TO ORDER			
Sample Part Number	183-009	-07	-GC
Basic Part Number	MT Fiber Optic Backplane Interconnect, VITA 66.1 Style		
Connector Style	-07 = Receptacle, Backplane		
Material / Finish	M = Aluminum / Electroless Nickel GC = Aluminum / Clear Anodize		

**NOTES**

- Connectors are designed to meet general requirements of ANSI/VITA 66.1
- See figure 3.25-1 and table 3.25-1 of VITA 66.0 for Module Engagement requirements
- See paragraph 3.2.4 Of VITA 66.1 For dimension "A" vs. Module Insertion range requirements
- For MT ferrule kit part numbers, see Glenair drawing 181-170



CONNECTOR LOCATION ON BACKPLANE PCB	
Position	Dim. "X"
J2	2.0945
J3	3.7803
J4	4.9142
J5	6.0480
J6	7.1819



FULL-WIDTH FIBER OPTIC INTERCONNECT  
PLUG-IN MODULE INTERFACE (VITA 66.0)