

Series 79 Mil-Grade Miniature Rectangular Connectors
183-014 Environmental Series 79 MT

PRIZM® MT and MT Elite®

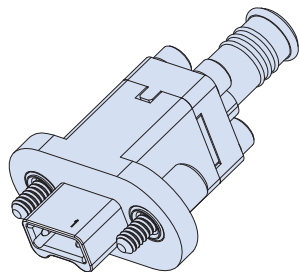


MATERIAL/FINISH NOTES

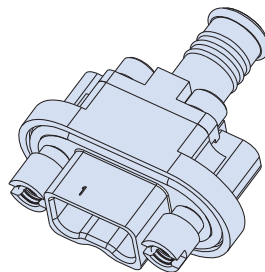
- Mounting hardware: stainless steel / passivated
- Additional materials, finishes, connector configurations (dual and quad layouts), and hardware options are available, consult factory.
- Connectors supplied without MT ferrule kit, purchase separately per P/N 181-133 or 181-150

HOW TO ORDER	
Sample Part Number	183-014 ME -06 -L -2 A
Basic Number	Series 79 Single MT Environmental Fiber Optic Connector
Material / Finish	ME = Al Alloy / Electroless Nickel MT = Al Alloy / Nickel PTFE ZR = Al Alloy / Zinc Nickel, Black NF = Al Alloy / Cadmium, O.D. Z1 = Stainless Steel / Passivate
Connector Type	-06 = Plug (used with male MT ferrule) -07 = Receptacle (used with female MT ferrule) -09 = Receptacle with EPDM O-ring (used with female MT ferrule)
Mounting Hardware	Hardware for PLUGS Rear Panel Mount Jackposts for RECEPTACLES: -L = Hex Head Jackscrew, non-removable -X = for .031" panel thickness -K = Slotted Head Jackscrew, non-removable -W = for .047" panel thickness -B = Thru-Hole -V = for .062" panel thickness -T = for .094" panel thickness -R = for .080" panel thickness (panel thickness dims ±.002")
Retaining Plate / Banding Platform	-2 = 12 or 24 channel for plug or receptacle with banding porch -3 = 12 channel for receptacle used on one ribbon calbe (N/A for plug) -4 = 24 Channel for receptacle used on two ribbon calbe (N/A for plug) -N = No Retaining Plate (For use with standalone retaining plate) See Dwg. 189-165 for various retaining plate designs See Dwg. 189-178 for retaining plate used with PRIZM-MT on Jacketed Cable
Polarization Key Position	A or B position for Plug; A, B, or U position for Receptacle Omit for no Polarization Key. See table.

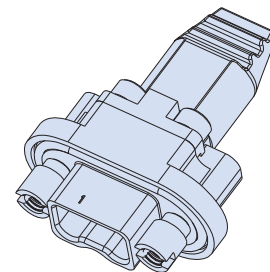
Note: -3 and -4 configurations are also capable of being hermetically sealed using a proprietary sealing compound/process. Also available as a Glenair manufactured cabled assembly.



Plug with Banding Porch



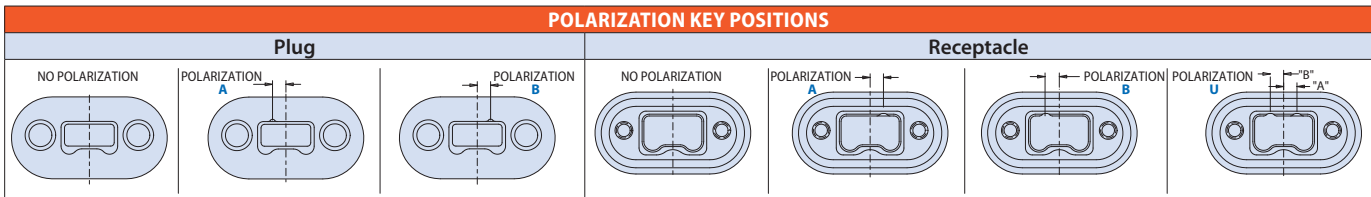
Receptacle with Banding Porch



Receptacle without Banding Porch

Additional Components
181-133 or 181-150 MT Ferrule Kit
601-500 or 601-501 Band-Master ATS® Nano Band for shield termination
189-160 Dust Cap

SEAL MATERIALS			
Connector Type	Panel O-Ring	Peripheral Seal	Rear Gasket
-06 Plug	N/A	N/A	Fluorosilicone
-07 Receptacle	Fluorosilicone	Fluorosilicone	Fluorosilicone
-09 Receptacle	EPDM	Fluorosilicone	Fluorosilicone



Series 79 Mil-Grade Miniature Rectangular Connectors
183-014 Environmental Series 79 MT

