


PF0-0001 Optical flex assembly, straight, loopback, or curve, with I/O connector options

PRIZM[®] MT and MT Elite[®]

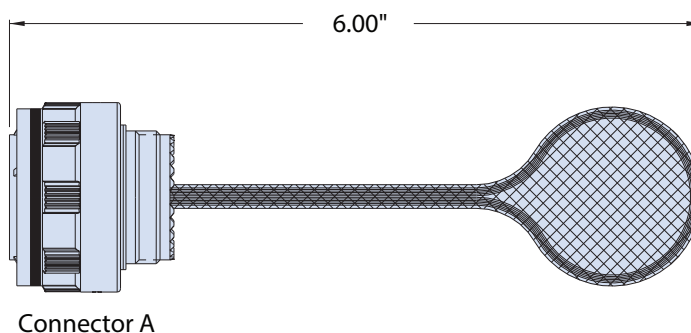


HOW TO ORDER	
Sample Part Number	PF0-0001 -C -01 -01 -09 -12
Basic Part Number	Optical Flex Jumper Assembly
Shape	 L = Loopback S = Straight C = Curve Must fit in 12" X 12" area. Consult Glenair for custom design
Connector A	-01 = MT Ferrule -04 = MPO -02 = SuperNine MT -05 = VITA 66.1 -03 = Series 79 MT -06 = VITA 66.4
Connector B	-01 = MT Ferrule -04 = MPO -02 = SuperNine MT -05 = VITA 66.1 -03 = Series 79 MT -06 = VITA 66.4
Fiber Size	-09 = 9.3/12.5µm Singlemode -09R = Radhard Singlemode -50 = 50/125µm Multimode -50R = Radhard Multimode -62 = 62.5/125µm Multimode -62R = Radhard Multimode
Number of Fibers	-12
Part numbering is for reference purposes only. A unique Glenair part number will be assigned.	



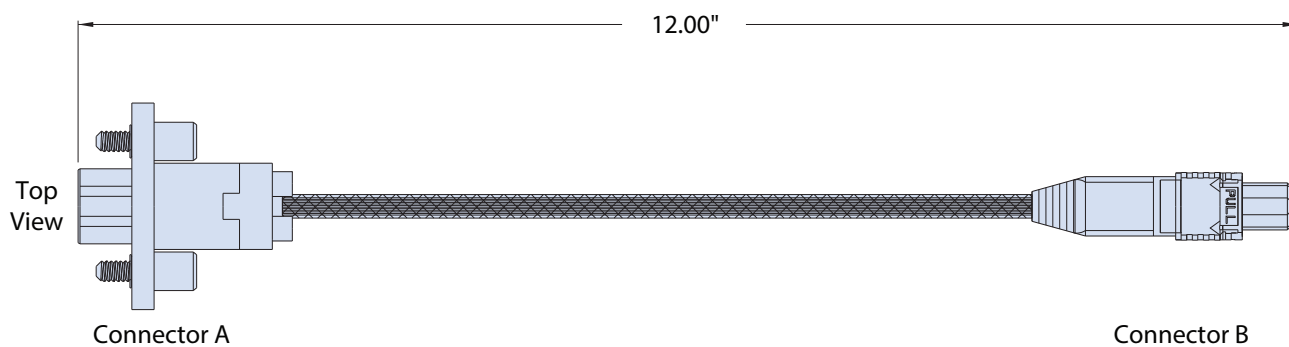
PF0-0001 Optical flex assembly, straight, loopback, or curve, with I/O connector options

EXAMPLE JUMPER ASSEMBLY, LOOPBACK SHAPE, SUPERNINE MT CONNECTOR



PF0-00001-L-02-09-12 (For Reference)

EXAMPLE JUMPER ASSEMBLY, STRAIGHT SHAPE, SERIES 79 MT AND MPO CONNECTORS



PRIZM[®] MT and MT Elite[®]