


**MIL-PRF-28876 In-Line Receptacle**  
**180-040 (05, 15) • M28876 /5**

NAVSEA / Underwater Fiber Optics



Receptacle with straight backshell

**MATERIAL AND FINISH**

- Insert: Al alloy/anodize
- Strain relief hardware: Al alloy/chem film
- Seals: fluorosilicone
- Misc. Hardware: stainless steel/passivate

**NOTES**

- Termini (not supplied with connector):
  - 181-039 = Terminus, pin, M29504/14 style
  - 181-040 = Terminus, skt, M29504/15 style
  - 181-051 = Terminus, dummy, M29504/03 style
- Backnut retained using thread-locking compound
- Dust covers (not supplied with connectors):
  - 660-072 = plug cover, M28876/10 style
  - 660-073 = recp cover, M28876/15 style
- Operating temperature range: -55°C to +125°C.
- See Glenair drawing 187-166 for stainless steel option.

HOW TO ORDER GLENAIR COMMERCIAL 180-040 IN-LINE RECEPTACLES									
Sample Part Number	180-040	NF	05	-15	-08	-1	-1	P	N
Basic Number	Glenair Commercial Equivalent MIL-PRF-28876 Type Fiber Optic In-Line Receptacle Connectors								
Material/Finish	See Material and Finish table								
Connector Type	05, 15. See Connector Type table								
Shell Size	See Shell Size/Insert Arrangements table								
Insert Arrangement	See Shell Size/Insert Arrangements table								
Backshell Designator	-1, -2, -3, See Backshell Designator table (Omit for 05 non-backshell configuration)								
Keying Position	-1 thru -6. See Keying Position table								
Terminus Style	P = Pin S = Socket								
Rear Backnut Option (for 05 non-backshell config.)	Omit = supplied with standard backnut B = supplied with banding backnut (See Banding Backnut table) N = supplied less backnut (to accommodate alternative accessory)								

HOW TO ORDER MIL-DTL28876 IN-LINE RECEPTACLES								
Sample Part Number	M28876/1	C	1	1	P	1	N	T
Basic Number	Military QPL M28876/11 through /14 Fiber Optic In-Line Receptacle Connectors							
Shell Size	See Shell Size/Insert Arrangements table							
Insert Arrangement	See Shell Size/Insert Arrangements table							
Backshell Designator	-1, -2, -3, See Backshell Designator table (Omit for /11 non-backshell configuration)							
Terminus Style	P = Pin S = Socket							
Keying Position	See Keying Position table							
Rear Backnut Option (for /1 non-backshell config.)	N = Not Supplied with Backnut Omit = Supplied with Backnut							
Materials and Finish	T = Tin-Zinc, Bronze-Gold Over Aluminum Alloy Omit = Hard Anodize, Black with PTFE Over Aluminum Alloy							

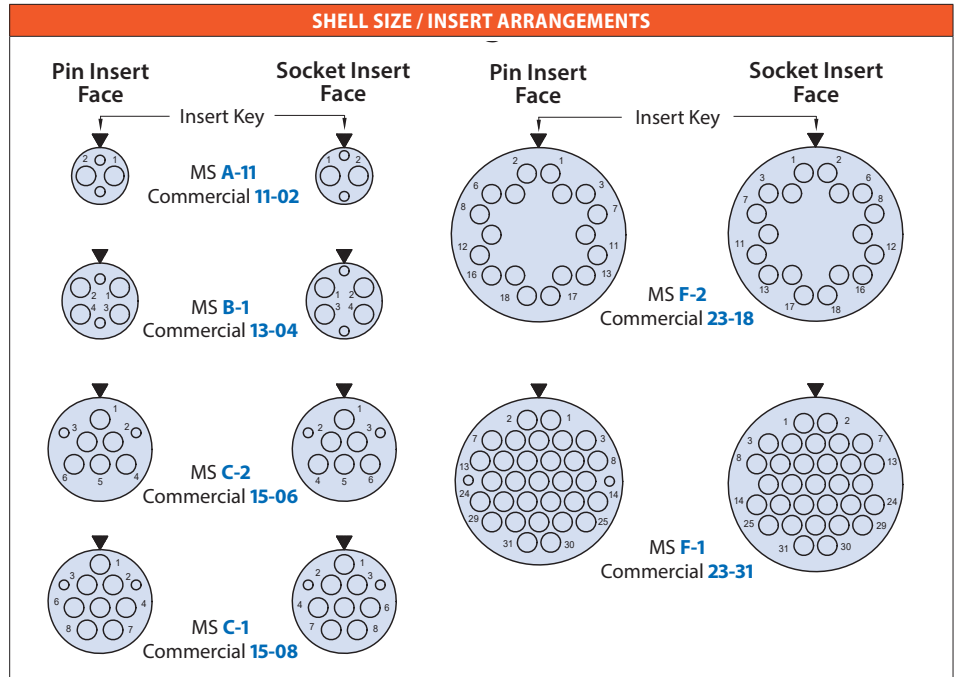
CONNECTOR TYPE			
Connector Type	Backshell Type	MIL-Spec	Commercial
In-Line Receptacle	None	N/A	180-040 05
	Straight	M28876/5	180-040-15

## MIL-PRF-28876 In-Line Receptacle 180-040 (05, 15) • M28876 /5

MATERIAL AND FINISH (COMMERCIAL 180-040 SERIES)		
Code	Material	Finish Description
GB4	Aluminum Alloy	Hard Anodize, Black with PTFE
ME		Electroless Nickel
MT		Nickel-PTFE, Grey
NF		Cadmium, Olive Drab
TZ		Tin-Zinc, Bronze-Gold
ZR		Zinc-Nickel, Black

BACKSHELL DESIGNATOR				
Backshell Designator	Max Allowable Cable Diameter by Shell Size			
	A (11)	B (13)	C (15)	F (23)
1	.250 (6.4)	.285 (7.2)	.500 (12.7)	.866 (22.0)
2	.346 (8.8)	.346 (8.8)	.250 (6.4)	1.000 (25.4)
3	—	.453 (11.5)	.375 (9.5)	.600 (15.2)

Shell size 13, backshell designator 3 connector supplied less boot.



KEYING POSITION					
Shell Size	Key Position	A°	B°	C°	D°
11 and 13	0*	-	-	-	-
	1	95	141	208	236
	2	113	156	182	292
	3	90	145	195	252
	4	53	156	220	255
	5	119	146	176	298
	6	51	141	184	242
15 and 23	0*	-	-	-	-
	1	80	142	196	293
	2	135	170	200	310
	3	49	169	200	244
	4	66	140	200	257
	5	62	145	180	280
	6	79	153	197	272

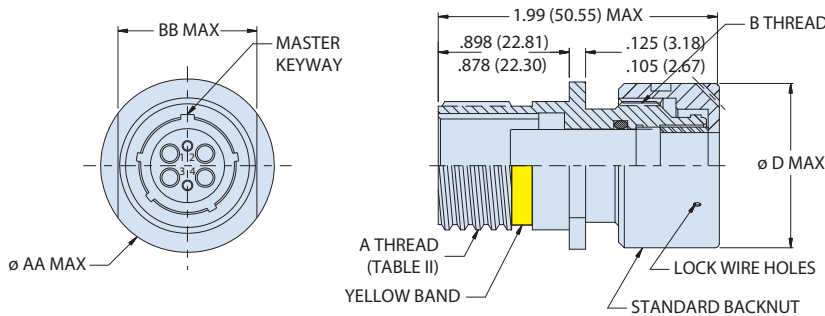
\*0 indicates universal keying arrangement and is available on Series 180-040 plug connector only.

BANDING BACKNUT			
Shell Size	ØCC	ØDD	ØEE
11 (A)	.350 (8.89)	.410 (10.41)	1.010 (25.65)
13 (B)	.460 (11.68)	.520 (13.21)	1.135 (28.83)
15 (C)	.645 (16.38)	.705 (17.91)	1.260 (32.00)
23 (F)	1.045 (26.54)	1.105 (28.07)	1.698 (43.13)

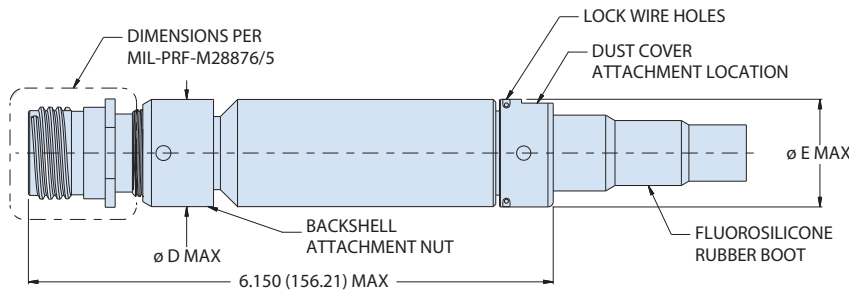
MIL-PRF-28876 In-Line Receptacle  
 180-040 (05, 15) • M28876 /5

NAVSEA / Underwater Fiber Optics

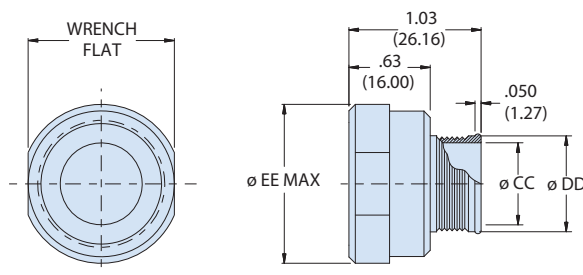
IN-LINE RECEPTACLE DIMENSIONS



180-040 (05)  
 IN-LINE RECEPTACLE WITH STRAIGHT BACKSHELL



M28876/5 • 180-040 (15)  
 IN-LINE RECEPTACLE WITH STRAIGHT BACKSHELL



OPTIONAL BANDING BACKNUT  
 FOR USE WITH CONFIGURATIONS WITHOUT BACKSHELL (-03, -04, & -06)

Shell Size	A Thread	B Thread Class 2B	ØD Max	ØE Max	Ø AA Max	BB Flat
11 (A)	.7500 .1P-2L-DS	.7500 -20 UNEF	.960 (24.4)	.960 (24.4)	.963 (24.46)	.768 (19.51)
13 (B)	.8750 .1P-2L-DS	.8750 -20 UNEF	1.085 (27.6)	1.085 (27.6)	1.088 (27.64)	.893 (22.68)
15 (C)	1.0625 .1P-2L-DS	1.0000 -20 UNEF	1.255 (31.9)	1.257 (31.9)	1.275 (32.39)	1.080 (27.43)
23 (F)	1.5000 .1P-2L-DS	1.4375 -18 UNEF	1.695 (43.1)	1.763 (44.8)	1.719 (43.66)	1.518 (38.56)