


240-970J FILTER RECEPTACLE, JAM NUT



Series 970 PowerTrip™ filter receptacles feature planar array ceramic capacitors. Solder cup contacts are factory-installed, epoxy sealed and are non-removable. Socket contacts have copper alloy louverband spring for multiple points of electrical contact. Coupling threads are triple-start ACME type. Contacts are gold plated. Fluorosilicone rubber face seal on pin connector. Aluminum or stainless steel shell.

- **Planar Array C Filter**
- **-55° C to +125° C**
- **1,250 VDC DWV Rating**
- **Solder Cup Contacts**

Insertion Loss			
Insertion Loss, dB minimum, 25°C			
Frequency	CX	CY	CZ
	80k-120k pF	40k-60k pF	30k-45k pF
1 MHz	22	16	13
10 MHz	41	36	33
100 MHz	56	53	52
500 -1000 MHz	60	57	57

HOW TO ORDER

SERIES	SHELL MATL AND FINISH	SHELL SIZE - INSERT ARRANGEMENT	CONTACT TYPE	FILTER TYPE & CAPACITANCE	MOUNTING STYLE	KEY POS.																																																																																																																																				
F 240-970J Filter Receptacle, Jam Nut	ME Aluminum, Electroless Nickel Finish	<table border="1"> <thead> <tr> <th>Contact Arr.</th> <th colspan="5">Contact Size and Qty</th> </tr> <tr> <th></th> <th>#16</th> <th>#12</th> <th>#8</th> <th>#4</th> <th>#1/0</th> </tr> </thead> <tbody> <tr><td>18-2</td><td></td><td></td><td>2</td><td></td><td></td></tr> <tr><td>18-4</td><td></td><td>2</td><td>2</td><td></td><td></td></tr> <tr><td>20-3</td><td></td><td></td><td>3</td><td></td><td></td></tr> <tr><td>20-4</td><td></td><td></td><td>4</td><td></td><td></td></tr> <tr><td>20-5</td><td></td><td>2</td><td>3</td><td></td><td></td></tr> <tr><td>20-7</td><td>4</td><td></td><td>3</td><td></td><td></td></tr> <tr><td>24-2</td><td></td><td></td><td></td><td>2</td><td></td></tr> <tr><td>24-3</td><td></td><td></td><td></td><td>3</td><td></td></tr> <tr><td>24-5</td><td></td><td></td><td>5</td><td></td><td></td></tr> <tr><td>24-6</td><td></td><td>4</td><td></td><td>2</td><td></td></tr> <tr><td>24-A6</td><td></td><td>3</td><td></td><td>3</td><td></td></tr> <tr><td>28-4</td><td></td><td></td><td></td><td>4</td><td></td></tr> <tr><td>28-9</td><td>5</td><td></td><td></td><td>4</td><td></td></tr> <tr><td>32-2</td><td></td><td></td><td></td><td></td><td>2</td></tr> <tr><td>32-3</td><td></td><td></td><td></td><td></td><td>3</td></tr> <tr><td>32-4</td><td></td><td></td><td></td><td>2</td><td>2</td></tr> <tr><td>32-5</td><td></td><td></td><td></td><td>5</td><td></td></tr> <tr><td>32-6</td><td></td><td>3</td><td></td><td></td><td>3</td></tr> <tr><td>36-4</td><td></td><td></td><td></td><td></td><td>4</td></tr> <tr><td>40-5</td><td></td><td></td><td></td><td></td><td>5</td></tr> </tbody> </table>	Contact Arr.	Contact Size and Qty						#16	#12	#8	#4	#1/0	18-2			2			18-4		2	2			20-3			3			20-4			4			20-5		2	3			20-7	4		3			24-2				2		24-3				3		24-5			5			24-6		4		2		24-A6		3		3		28-4				4		28-9	5			4		32-2					2	32-3					3	32-4				2	2	32-5				5		32-6		3			3	36-4					4	40-5					5	PS Pin Contact, Solder Cup	CX C Filter 80,000-120,000 pF	N Standard Mounting	1 Position 1
		Contact Arr.	Contact Size and Qty																																																																																																																																							
			#16	#12	#8	#4	#1/0																																																																																																																																			
		18-2			2																																																																																																																																					
		18-4		2	2																																																																																																																																					
		20-3			3																																																																																																																																					
	20-4			4																																																																																																																																						
	20-5		2	3																																																																																																																																						
	20-7	4		3																																																																																																																																						
	24-2				2																																																																																																																																					
	24-3				3																																																																																																																																					
	24-5			5																																																																																																																																						
	24-6		4		2																																																																																																																																					
	24-A6		3		3																																																																																																																																					
	28-4				4																																																																																																																																					
	28-9	5			4																																																																																																																																					
	32-2					2																																																																																																																																				
	32-3					3																																																																																																																																				
	32-4				2	2																																																																																																																																				
	32-5				5																																																																																																																																					
32-6		3			3																																																																																																																																					
36-4					4																																																																																																																																					
40-5					5																																																																																																																																					
MT Aluminum, Nickel-PTFE Finish	SS Socket Contact, Solder Cup	CY C Filter 40,000-60,000 pF	2 Position 2																																																																																																																																							
				NF Aluminum, Olive Drab Cadmium	CZ C Filter 30,000-45,500 pF	3 Position 3																																																																																																																																				
							ZR Aluminum, Black Zinc- Nickel Finish	4 Position 4																																																																																																																																		
									ZMT Stainless Steel, Nickel-PTFE Finish	5 Position 5																																																																																																																																
											Z1 Stainless Steel, Passivated	6 Position 6																																																																																																																														
													Sample Part Number																																																																																																																													
240-970J	ME	40-5	PS										CY	N	1																																																																																																																											

Dimensions in inches (millimeters) and are subject to change without notice.

Series 970 PowerTrip™ Connectors

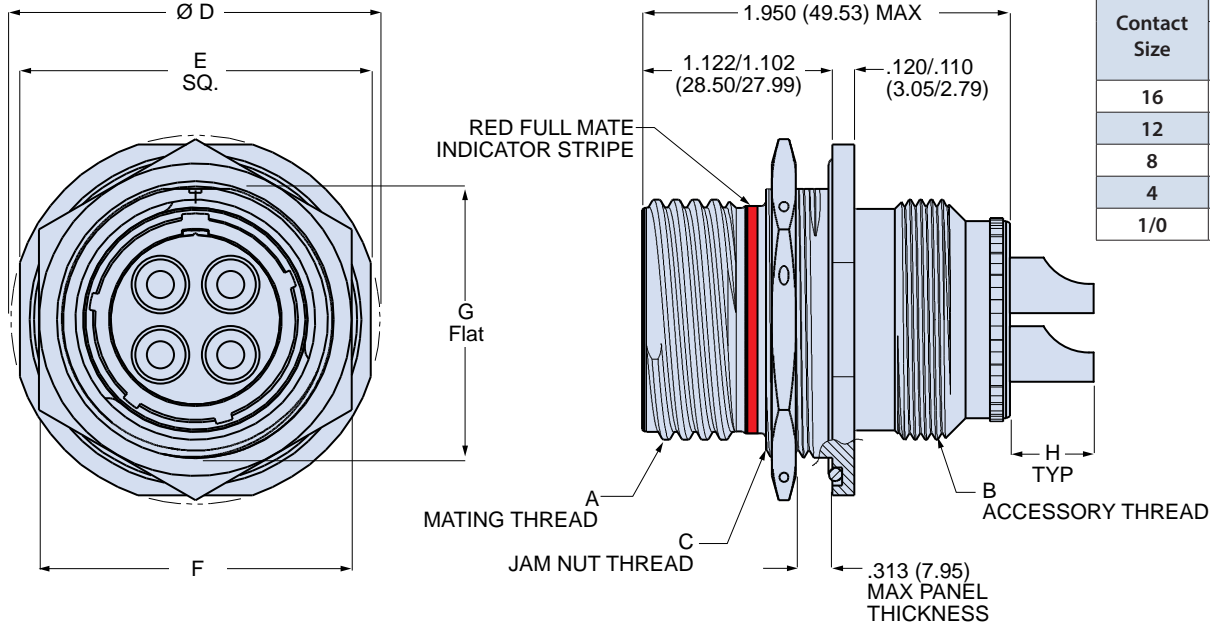
Filter Receptacles

240-970J Jam Nut Receptacle



Series 970
PowerTrip™

240-970J DIMENSIONS

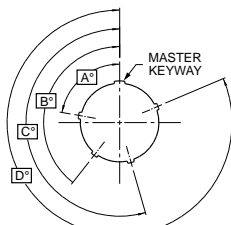
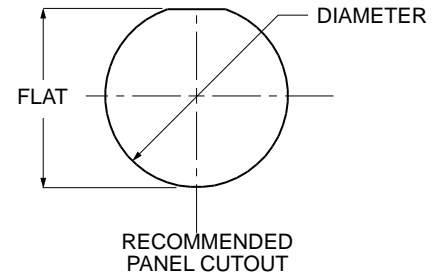


Solder Cup Dimensions		
Contact Size	H Typ	
	In. ± 0.025	mm. ± 0.64
16	.500	12.70
12	.500	12.70
8	.600	15.24
4	.800	20.32
1/0	.800	20.32

Dimensions											
Shell Size	A Mating Thd.	B Accessory Thd.	C Jam Nut Thd.	$\varnothing D$		E Sq.		F		G Flat	
				In.	mm.	In.	mm.	In.	mm.	In.	mm.
18	1.125-1P-3L-TS-2A	1.125-18 UNEF-2A	1.250-18 UNEF-2A	1.733	44.02	1.639	41.63	1.438	36.53	1.212	30.78
20	1.250-1P-3L-TS-2A	1.250-18 UNEF-2A	1.4375-18 UNEF-2A	1.921	48.79	1.827	46.41	1.625	41.28	1.399	35.53
24	1.500-1P-3L-TS-2A	1.4375-18 UNEF-2A	1.625-18 UNEF-2A	2.108	53.54	2.014	51.16	2.000	50.80	1.587	40.31
28	1.750-1P-3L-TS-2A	1.8125-16 UN-2A	1.9375-16 UN-2A	2.425	61.60	2.327	59.11	2.188	55.58	1.899	48.23
32	2.000-1P-3L-TS-2A	2.0625-16 UNS-2A	2.125-16 UN-2A	2.607	66.22	2.514	63.86	2.375	60.33	2.084	52.93
36	2.250-1P-3L-TS-2A	2.250-16 UN-2A	2.375-16 UN-2A	2.857	72.57	2.763	70.18	2.625	66.68	2.323	59.00
40	2.500-1P-3L-TS-2A	2.500-16 UN-2A	2.625-16 UN-2A	3.107	78.92	3.013	76.53	2.875	73.03	2.548	64.72

Key Positions				
Position	A ⁰	B ⁰	C ⁰	D ⁰
1	80	142	196	293
2	135	170	200	310
3	49	169	200	244
4	66	140	200	257
5	62	145	180	280
6	79	153	197	272

Panel Cutout				
Shell Size	Diameter		Flat	
	In.	mm.	In.	mm.
		-.000 +.010	-.00 +0.25	-.000 +.010
18	1.254	31.85	1.217	30.91
20	1.441	36.60	1.404	35.66
24	1.629	41.38	1.592	40.64
28	1.941	49.30	1.904	48.36
32	2.129	54.08	2.092	53.14
36	2.379	60.43	2.328	59.13
40	2.629	66.78	2.553	64.85



Dimensions in inches (millimeters) and are subject to change without notice.