


# LOW-RESISTANCE, FLEXIBLE A-A-59569 Ground and Bond Straps



## 107-104 Stainless Steel Braid Configurable Crimp Lugs, Optional Insulation



HOW TO ORDER								
Sample Part Number	107-104	S	-RD	-2000	A	E	-6	S
Product Series	Stainless steel ground strap							
Braid Layers	S = Single D = Double							
Lug Configuration	-SQ = Square Lugs -RD = Radiused Lugs -RA = Right-Angle Lugs -DRU = Double Right-Angle Lugs, Up-Up							
Size Code	125 – 2000, See Dimensions Tables							
Lug 1 Hole	A – M, See Table. If two different sized lug holes are required, specify smaller lug hole in this location.							
Lug 2 Hole	A – M, See Table							
Length	In inches							
Insulation Sleeving	S = Black sleeving over braid C = Clear sleeving over braid Omit = No sleeving							

LUG HOLE SIZE CODES		
Hole Size Code	Ø C	Stud Size (Ref.)
X	.000	No Lug Hole
Z	.090/.098 (2.29/2.49)	#2
A	.114/.122 (2.90/3.10)	#4
B	.142/.152 (3.61/3.86)	#6
C	.168/.178 (4.27/4.52)	#8
D	.193/.203 (4.90/5.16)	#10
E	.260/.275 (6.60/6.99)	1/4
F	.323/.338 (8.20/8.59)	5/16
G	.385/.400 (9.78/10.16)	3/8
H	.448/.463 (11.38/11.76)	7/16
J	.510/.525 (12.95/13.34)	1/2
K	.573/.588 (14.55/14.94)	9/16
L	.651/.666 (16.54/16.92)	5/8
M	.770/.785 (19.56/19.94)	3/4

SINGLE-LAYER BRAID GROUND STRAP						
Size Code	CSA (KCMIL)	CSA (mm <sup>2</sup> )	Ref. AWG Equivalent*	Current Rating (Amps)**	Nom. Resistance mΩ/m	Max. Lug Code
125	3.0	1.5	16–15	6	573.00	B
203	7.8	4.0	12–11	12	225.00	D
250	9.6	4.9	11–10	14	187.00	E
437	10.8	5.5	10	15	163.00	F
500	13.2	6.7	9	17	138.00	G
1000	19.2	9.7	8–7	21	104.00	J
1500	23.4	11.9	7–6	24	90.00	L
2000	28.8	14.6	6–5	28	74.00	M

DOUBLE-LAYER BRAID GROUND STRAP						
Size Code	CSA (KCMIL)	CSA (mm <sup>2</sup> )	Ref. AWG Equivalent*	Current Rating (Amps)**	Nom. Resistance mΩ/m	Max. Lug Code
125	6.0	3.0	13–12	10	286.50	B
203	15.6	8.0	9–8	19	112.50	D
250	19.2	9.8	8–7	21	93.50	E
437	21.6	11.0	7	23	81.50	F
500	26.4	13.4	6	26	69.00	G
1000	38.4	19.4	5–4	33	52.00	J
1500	46.8	23.8	4–3	37	45.00	L
2000	57.6	29.2	3–2	43	37.00	M

### GROUND STRAP FEATURES

- Soft-drawn stainless steel braid
- High-temperature tolerant to 260°C
- 1000 hours salt spray corrosion resistant
- EMI frequency effective from 10KHz to 1 GHz
- 225 lbs. pull strength (.500 dia. braid)
- Lightweight, durable, configurable crimp lugs: square, radiused, straight, single- and double-right-angle versions
- Available black or clear sleeving over braid

### MATERIAL/FINISH

- Braid - 36 AWG stainless steel per ASTM A580
- Lugs - stainless steel / passivate per AMS2700
- Sleeving - per M23053 or equivalent

### NOTES

- \* AWG Eqiv. based on total cross sectional area of braid conductors, not electrical performance.
- \*\* Current rating given for information only and is not a requirement. Values shown are for uninsulated wire in free air, based on ambient of 30°C and max temperature of 90°C. Values should be derated in insulated or if in close contact with other components.
- Lug hole sizes may differ from each other. Smaller lug hole diameter specified in "Lug 1" location in the part number. (Not applicable for RA right-angle lug configurations). Lug holes IAW AS7928
- Length tolerance: ± .250 inches (6.35 mm) up to 12 inches, or ± 2% for lengths > than 12".
- Consult Glenair for Ground Straps with larger cross-sectional area and braid gauge
- Ground Straps identified with Glenair name, P/N, and date code, space permitting

**107-104 Stainless Steel Braid  
 Square Lugs / Radiused Lugs**

SQ - SQUARE LUG DIMENSIONS										
Size Code	A		B		DS (Single-Layer)		DD (Double-Layer)		E	
	In.	mm	In.	mm	In.	mm	In.	mm	In.	mm
125	.240	6.10	.120	3.05	.060	1.52	.075	1.91	.240	6.10
203	.330	8.38	.165	4.19	.070	1.78	.090	2.29	.330	8.38
250	.410	10.41	.205	5.21	.090	2.29	.120	3.05	.410	10.41
437	.530	13.46	.265	6.73	.085	2.16	.110	2.79	.530	13.46
500	.600	15.24	.300	7.62	.085	2.16	.110	2.79	.600	15.24
1000	.830	21.08	.415	10.54	.100	2.54	.130	3.30	.830	21.08
1500	1.000	25.40	.500	12.70	.100	2.54	.130	3.30	1.000	25.40
2000	1.180	29.97	.590	14.99	.100	2.54	.130	3.30	1.180	29.97

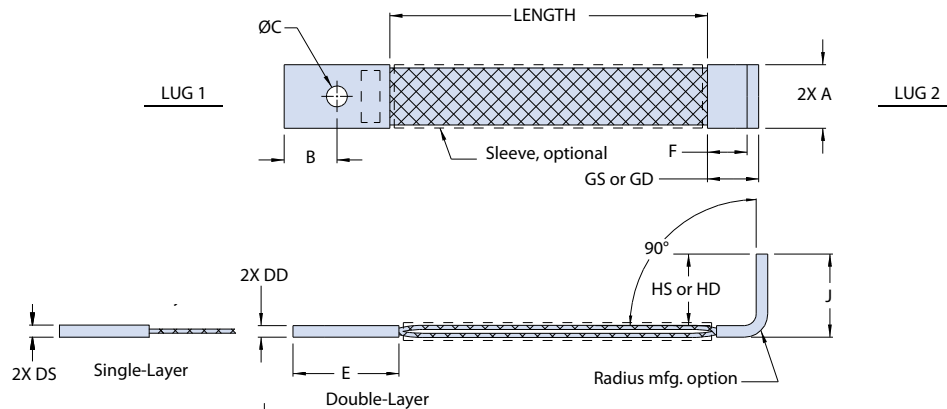
RD - RADIUSED LUG DIMENSIONS												
Size Code	A		B		DS (Single-Layer)		DD (Double-Layer)		E		R	
	In.	mm	In.	mm	In.	mm	In.	mm	In.	mm	In.	mm
125	.240	6.10	.120	3.05	.060	1.52	.075	1.91	.630	16.00	.120	3.05
203	.330	8.38	.165	4.19	.070	1.78	.090	2.29	.630	16.00	.165	4.19
250	.410	10.41	.205	5.21	.090	2.29	.120	3.05	.750	19.05	.205	5.21
437	.530	13.46	.265	6.73	.085	2.16	.110	2.79	.750	19.05	.265	6.73
500	.600	15.24	.300	7.62	.085	2.16	.110	2.79	.850	21.59	.300	7.62
1000	.830	21.08	.415	10.54	.100	2.54	.130	3.30	1.100	27.94	.415	10.54
1500	1.000	25.40	.500	12.70	.100	2.54	.130	3.30	1.250	31.75	.500	12.70
2000	1.180	29.97	.590	14.99	.100	2.54	.130	3.30	1.400	35.56	.590	14.99

# LOW-RESISTANCE, FLEXIBLE A-A-59569 Ground and Bond Straps



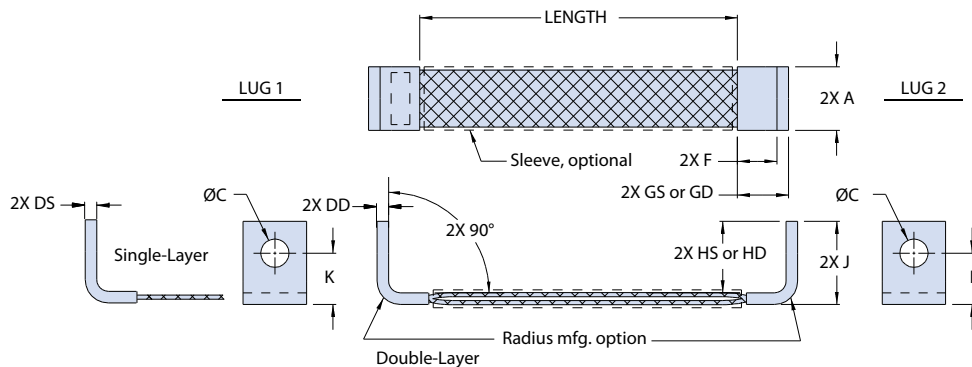
## 107-104 Stainless Steel Braid Single / Double Right-Angle Lugs

### RA - RIGHT-ANGLE LUG DIMENSIONS



Size Code	A		B		DS		DD		E		F Ref.		GS Ref. (Single-Layer)		GD Ref. (Double-Layer)		HS Ref. (Single-Layer)		HD Ref. (Double-Layer)		J		K Ref.	
	In.	mm	In.	mm	In.	mm	In.	mm	In.	mm	In.	mm	In.	mm	In.	mm	In.	mm	In.	mm	In.	mm	In.	mm
125	.240	6.10	.313	7.95	.060	1.52	.075	1.91	.630	16.00	.375	9.53	.435	11.05	.450	11.43	.590	14.99	.580	14.73	.650	16.51	.500	12.70
203	.330	8.38	.313	7.95	.070	1.78	.090	2.29	.630	16.00	.375	9.53	.445	11.30	.465	11.81	.630	16.00	.610	15.49	.700	17.78	.500	12.70
250	.410	10.41	.375	9.53	.090	2.29	.120	3.05	.750	19.05	.375	9.53	.465	11.81	.495	12.57	.660	16.76	.630	16.00	.750	19.05	.500	12.70
437	.530	13.46	.375	9.53	.085	2.16	.110	2.79	.750	19.05	.375	9.53	.460	11.68	.485	12.32	.820	20.83	.790	20.07	.900	22.86	.625	15.88
500	.600	15.24	.425	10.80	.085	2.16	.110	2.79	.850	21.59	.375	9.53	.460	11.68	.485	12.32	.920	23.37	.890	22.61	1.000	25.40	.625	15.88
1000	.830	21.08	.550	13.97	.100	2.54	.130	3.30	1.100	27.94	.500	12.70	.600	15.24	.630	16.00	1.050	26.67	1.020	25.91	1.150	29.21	.750	19.05
1500	1.000	25.40	.625	15.88	.100	2.54	.130	3.30	1.250	31.75	.500	12.70	.600	15.24	.630	16.00	1.150	29.21	1.120	28.45	1.250	31.75	.750	19.05
2000	1.180	29.97	.700	17.78	.100	2.54	.130	3.30	1.400	35.56	.500	12.70	.600	15.24	.630	16.00	1.250	31.75	1.220	30.99	1.350	34.29	.750	19.05

### DRU - DOUBLE RIGHT-ANGLE (UP-UP) LUGS DIMENSIONS



Size Code	A		DS		DD		F Ref.		GS Ref. (Single-Layer)		GD Ref. (Double-Layer)		HS Ref. (Single-Layer)		HD Ref. (Double-Layer)		J		K Ref.	
	In.	mm	In.	mm	In.	mm	In.	mm	In.	mm	In.	mm	In.	mm	In.	mm	In.	mm	In.	mm
125	.240	6.10	.060	1.52	.075	1.91	.375	9.53	.435	11.05	.450	11.43	.590	14.99	.580	14.73	.650	16.51	.500	12.70
203	.330	8.38	.070	1.78	.090	2.29	.375	9.53	.445	11.30	.465	11.81	.630	16.00	.610	15.49	.700	17.78	.500	12.70
250	.410	10.41	.090	2.29	.120	3.05	.375	9.53	.465	11.81	.495	12.57	.660	16.76	.630	16.00	.750	19.05	.500	12.70
437	.530	13.46	.085	2.16	.110	2.79	.375	9.53	.460	11.68	.485	12.32	.820	20.83	.790	20.07	.900	22.86	.625	15.88
500	.600	15.24	.085	2.16	.110	2.79	.375	9.53	.460	11.68	.485	12.32	.920	23.37	.890	22.61	1.000	25.40	.625	15.88
1000	.830	21.08	.100	2.54	.130	3.30	.500	12.70	.600	15.24	.630	16.00	1.050	26.67	1.020	25.91	1.150	29.21	.750	19.05
1500	1.000	25.40	.100	2.54	.130	3.30	.500	12.70	.600	15.24	.630	16.00	1.150	29.21	1.120	28.45	1.250	31.75	.750	19.05
2000	1.180	29.97	.100	2.54	.130	3.30	.500	12.70	.600	15.24	.630	16.00	1.250	31.75	1.220	30.99	1.350	34.29	.750	19.05