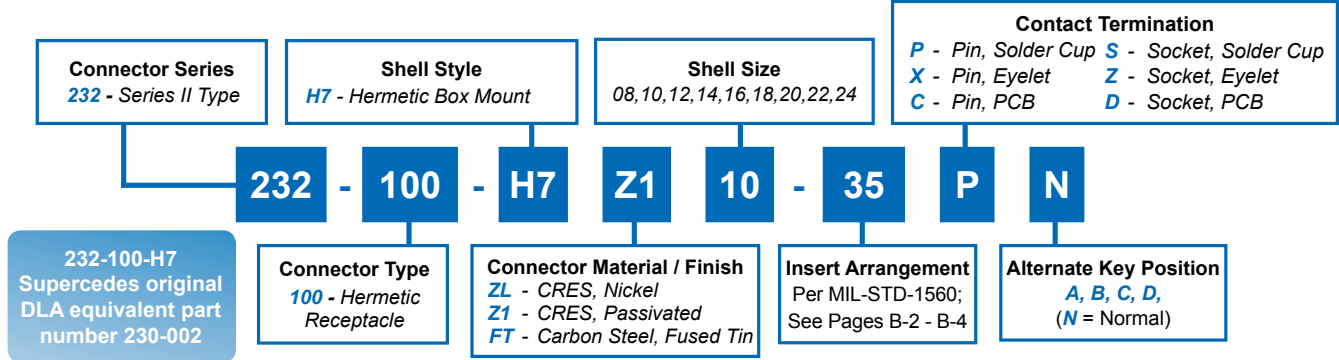


232-100-H7 Jam Nut Mount Hermetic Receptacle MIL-DTL-38999 Series II Type



How To Order: Commercial



WIRE ACCOMODATION	
Contact Size	Wire Gauge
22D	#22 - #28
20	#20 - #24
16	#16 - #20
12	#12 - #14

HERMETIC LEAK RATE MOD CODES	
Designator	Required Leak Rate
-585A	1 x 10 ⁻¹⁰ cc Helium per second
-585B	1 x 10 ⁻⁹ cc Helium per second
-585C	1 x 10 ⁻⁸ cc Helium per second

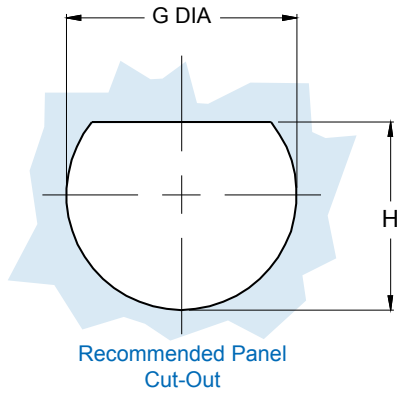
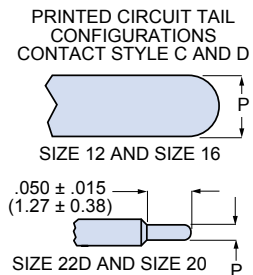


TABLE I: CONNECTOR DIMENSIONS				
SHELL SIZE	A THREAD CLASS 2A	B DIA ±.016(0.4)	C FLAT ±.004(0.1)	D A/F ±.016(0.4)
8/08	.875-20 UNEF	1.375(34.9)	.815(20.7)	1.25(31.8)
10	1.000-20 UNEF	1.5(38.1)	.939(23.9)	1.375(34.9)
12	1.125-18 UNEF	1.625(41.3)	1.063(27.0)	1.5(38.1)
14	1.250-18 UNEF	1.75(44.5)	1.188(30.2)	1.625(41.3)
16	1.375-18 UNEF	1.938(49.2)	1.318(33.5)	1.781(45.2)
18	1.500-18 UNEF	2.016(51.2)	1.438(36.5)	1.890(48.0)
20	1.625-18 UNEF	2.141(54.4)	1.563(39.7)	2.016(51.2)
22	1.750-18 UNS	2.265(57.5)	1.688(42.9)	2.140(54.4)
24	1.875-16 UN	2.39(60.7)	1.813(46.1)	2.265(57.5)

TABLE I (CONTINUED): CONNECTOR DIMENSIONS						
SHELL SIZE	EP MAX	ES MAX	F ±.005(0.1)	G DIA ±.005(0.1)	H ±.005(0.1)	L MAX
8/08	.281 (7.1)	.359 (9.1)	.438(11.1)	.885(22.48)	.830(21.08)	.724(18.4)
10	.281 (7.1)	.359 (9.1)	.438(11.1)	1.010(25.65)	.955(24.26)	.724(18.4)
12	.281 (7.1)	.359 (9.1)	.438(11.1)	1.135(28.83)	1.085(27.56)	.724(18.4)
14	.281 (7.1)	.359 (9.1)	.438(11.1)	1.260(32.01)	1.210(30.73)	.724(18.4)
16	.281 (7.1)	.359 (9.1)	.438(11.1)	1.385(35.18)	1.335(33.91)	.724(18.4)
18	.281 (7.1)	.359 (9.1)	.438(11.1)	1.510(38.35)	1.460(37.08)	.724(18.4)
20	.250 (6.4)	.344 (8.7)	.464(11.8)	1.635(41.53)	1.585(40.26)	.719(18.3)
22	.250 (6.4)	.344 (8.7)	.464(11.8)	1.760(44.70)	1.709(43.42)	.719(18.3)
24	.250 (6.4)	.344 (8.7)	.464(11.8)	1.885(47.88)	1.835(46.61)	.719(18.3)

TABLE II: CONTACT SIZE	
Contact Size	ø P
22D	.011 (0.28) .015 (0.38)
20	.024 (0.61) .028 (0.71)
16	.0635 (1.61) .0615 (1.56)
12	.095 (2.41) .093 (2.36)



Dimensions in Inches (millimeters) are subject to change without notice.