


# GLASS SEALED HERMETIC MIL-DTL-83513 Micro-D Connectors



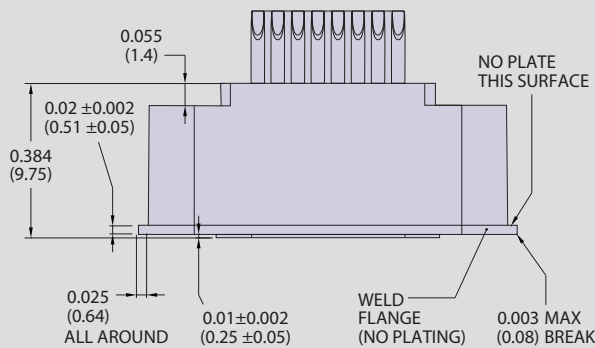
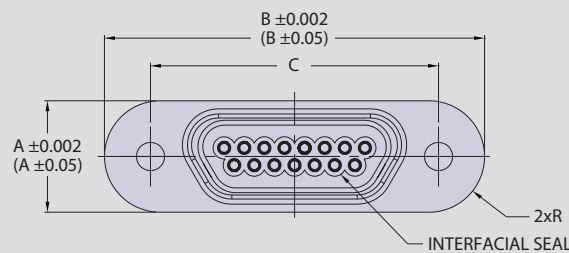
How To Order			
Sample Part Number	GLI-24042-1	-25	-SC
Series	GLI-24042-1 = Glass Sealed Hermetic Receptacle		
Shell Size	Pin counts <b>9, 15, 21, 25, 31, 37, 51</b> per MIL-PRF-83513		
Contact Type	SP = socket PC tail termination SC = socket solder cup termination		

## NOTES

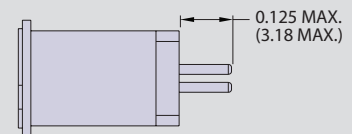
- Type of connector:  
Hermetic connectors solder cup or PC tail options
- Material / finish:
  - Shell: kovar alloy / electro-deposited nickel
  - Socket contacts: kovar alloy / gold plate
  - Insulator: full glass / N.A.
  - Interfacial seal: fluorosilicone elastomer / N.A.
- Performance:
  - Hermeticity:  $1 \times 10^{-7}$  scche/sec @ 1 atmosphere differential.
  - Dielectric withstanding voltage: sea level 150 VAC.
  - Insulator resistance: 5000 megaohms min.
- Glenair's GLI-24042-1 hermetic connector mates with all standard MIL-DTL-83513 pin connectors.
- The connector may be back potted.

## GLI-24042-1 GLASS SEALED HERMETIC RECEPTACLE

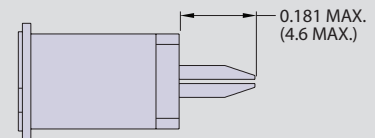
No. of Contacts	Dimensions		
	A	B	C - Basic
9	0.277 (7.04)	0.795 (20.19)	0.565 (14.35)
15	0.277 (7.04)	0.945 (24.00)	0.715 (18.16)
21	0.277 (7.04)	1.095 (27.81)	0.865 (21.97)
25	0.277 (7.04)	1.195 (30.35)	0.965 (24.51)
31	0.277 (7.04)	1.345 (34.16)	1.115 (28.32)
37	0.277 (7.04)	1.495 (37.97)	1.265 (32.13)
51	0.320 (8.13)	1.445 (36.70)	1.215 (30.86)



### 2 CONTACT ROWS 9 - 37 PIN CONFIGURATIONS

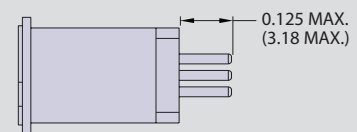


#### PC TAILS

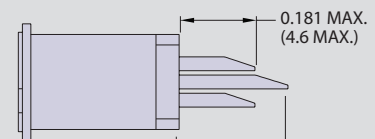


#### SOLDER CUPS

### 3 CONTACT ROWS 51 PIN CONFIGURATION



#### PC TAILS



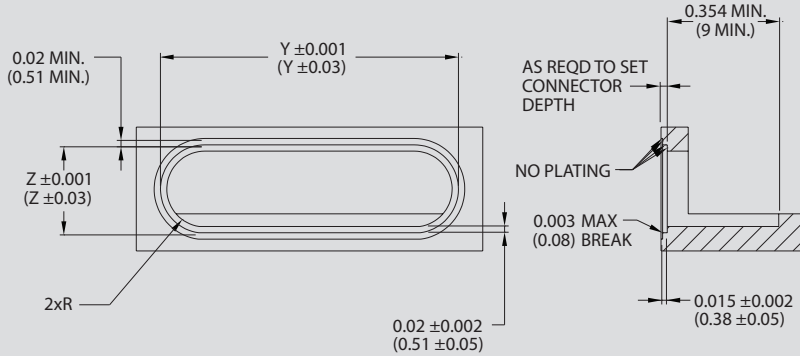
#### SOLDER CUPS

0.26 MAX.  
(6.6 MAX.)

# GLASS SEALED HERMETIC MIL-DTL-83513 Micro-D Connectors

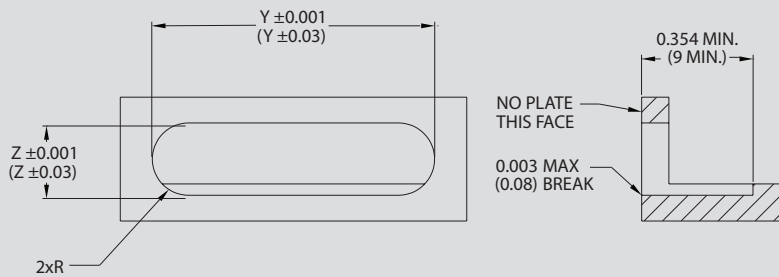


## GLI-24042-1 WELD CAVITY DETAIL (BUTT WELD)



Panel Cutout Dimensions		
No. of Contacts	Butt Weld	
	Y	Z
9	0.798 (20.27)	0.280 (7.11)
15	0.948 (24.08)	0.280 (7.11)
21	1.098 (27.89)	0.280 (7.11)
25	1.198 (30.43)	0.280 (7.11)
31	1.348 (34.24)	0.280 (7.11)
37	1.498 (38.05)	0.280 (7.11)
51	1.448 (36.78)	0.323 (8.20)

## GLI-24042-1 WELD CAVITY DETAIL (LAP WELD)



Panel Cutout Dimensions		
No. of Contacts	Lap Weld	
	Y	Z
9	0.748 (19.00)	0.230 (5.84)
15	0.898 (22.81)	0.230 (5.84)
21	1.048 (26.62)	0.230 (5.84)
25	1.148 (29.16)	0.230 (5.84)
31	1.298 (32.97)	0.230 (5.84)
37	1.448 (36.78)	0.230 (5.84)
51	1.398 (35.51)	0.273 (6.93)