



SERIES 80

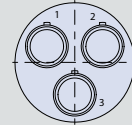
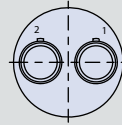
Mighty Mouse Connectors and Cables



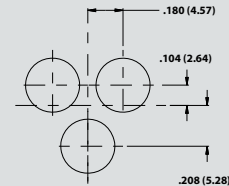
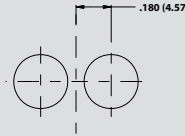
Size 8 Standard Contact Layouts and PCB Footprints

Size 8 Contact Specifications				Contact Arrangement					
Quantity	Max Current Rating (Amps)	AWG Accepted	Vac DWV	Series 800	Series 801	Series 802	Series 803	Series 804	Series 805
1	33	#8	1800	N/A	8-1	8-1	N/A	N/A	10-1
2	33	#8	1800	N/A	16-2	14-2	N/A	N/A	18-2
3	33	#8	1800	N/A	17-3	15-3	N/A	N/A	19-3
4	33	#8	1800	N/A	19-4	19-4	N/A	N/A	21-4
5	33	#8	1800	N/A	21-5	21-5	N/A	N/A	23-5

Inert Arrangement
Mating Face View of Pin Contacts




PCB Footprint



Series 802, 803	8-1	14-2 ¹	15-3 ^{1,2}
Series 801	8-1	16-2	17-3
Series 805	10-1	18-2	19-3
Contact Size	8	8	8
No. of Contacts	1	2	3
DWV Voltage (VAC)	1800	1800	1800
Current Rating (Amps)	33	33	33

General Information and Reference

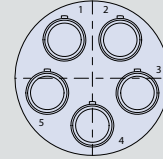
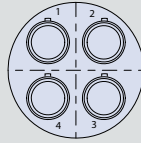
1. Not available for Series 800 2. Not available for Series 803 or 804



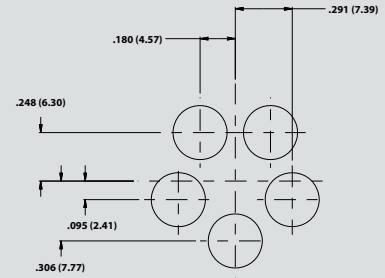
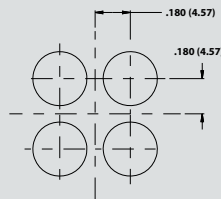
SERIES 80
Mighty Mouse Connectors and Cables
Size 8 Standard Contact Layouts and
PCB Footprints



Inert Arrangement
 Mating Face View of Pin Contacts



PCB Footprint



Series 802	19-4 ^{1,2}	21-5 ^{1,2}
Series 801	19-4	21-5
Series 805	21-4	23-5
Contact Size	8	8
No. of Contacts	4	5
DWV Voltage (VAC)	1800	1800
Current Rating (Amps)	33	33

Grounded Metal Inserts For Size 8 Contacts					
Series 800, 802, 803, 804	8G1	14G2 ¹	15G3 ^{1,2}	19G4 ^{1,2}	21G5 ^{1,2}
Series 801	8G1	16G2	17G3	19G4	21G5
Series 805	10G1	18G2	19G3	21G4	23G5

1. Not available for Series 800 2. Not available for Series 803 or 804