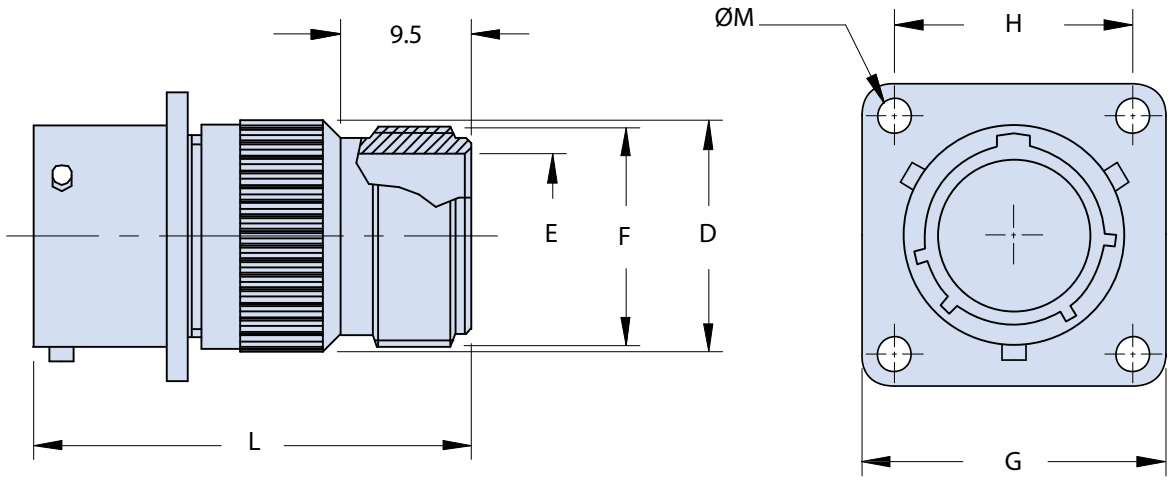
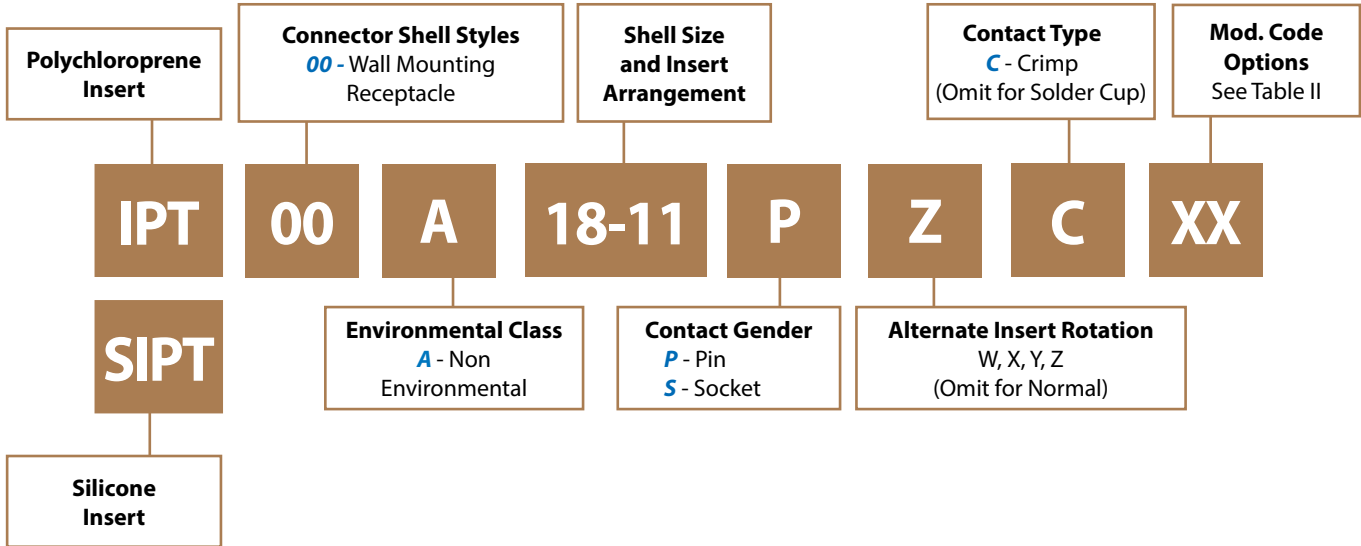




IPT 00 A Wall Mounting Receptacle with Backshell



Application Notes

1. Wall mounting receptacle with backshell for the attachment of additional accessories; through mounting holes.
2. Connector Class "A" (non-environmental)--no grommet supplied.
3. Standard materials configuration consists of aluminum alloy with stainless steel coupling pins.
4. Standard contact material consists of copper alloy with gold plating over nickel.
5. A broad range of other front and rear connector accessories are available. See our website and/or contact factory for complete information.
6. Standard insert is high insulation synthetic rubber.

IPT 00 A
Wall Mounting Receptacle
with Backshell




TABLE I: DIMENSIONS

Shell size	D Max.	E min.	F Thread in inches	G ±0.4	H ±0.1	ØM +0.1 0	L Max.
8	15.00	7.55	.5000 - 28 UNEF	20.6	15.10	3.04	45.9
10	18.20	10.70	.6250 - 24 UNEF	23.8	18.25	3.04	45.9
12	21.20	13.85	.7500 - 20 UNEF	26.2	20.60	3.04	45.9
14	24.60	16.85	.8750 - 20 UNEF	28.6	23.00	3.04	45.9
16	27.60	20.00	1.0000 - 20 UNEF	31.0	24.60	3.04	45.9
18	30.90	22.30	1.1875 - 18 UNEF	33.3	27.00	3.04	45.9
20	33.80	25.75	1.1875 - 18 UNEF	36.5	29.40	3.04	50.0
22	37.10	28.80	1.4375 - 18 UNEF	39.7	31.75	3.04	50.0
24	40.25	32.00	1.4375 - 18 UNEF	42.8	34.92	3.73	50.0

TABLE II: MODIFICATION CODES

CONTACT OPTIONS	
Sym	Description
B0	Connector Without Contacts (Only for crimp version)
FINISH OPTIONS	
Sym	Description and RoHS compliant
F6	Black Electrodeposited Paint
F7	Black Zinc Nickel
F11	Electroless Nickel
MB	Marine Bronze
Omit for standard version (Cadmium Olive Drab Finish)	