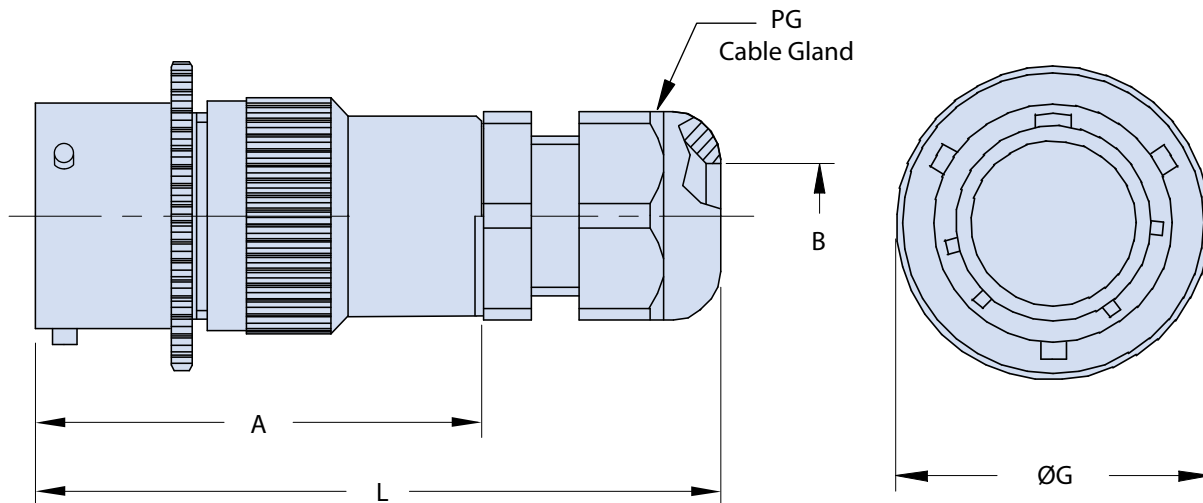
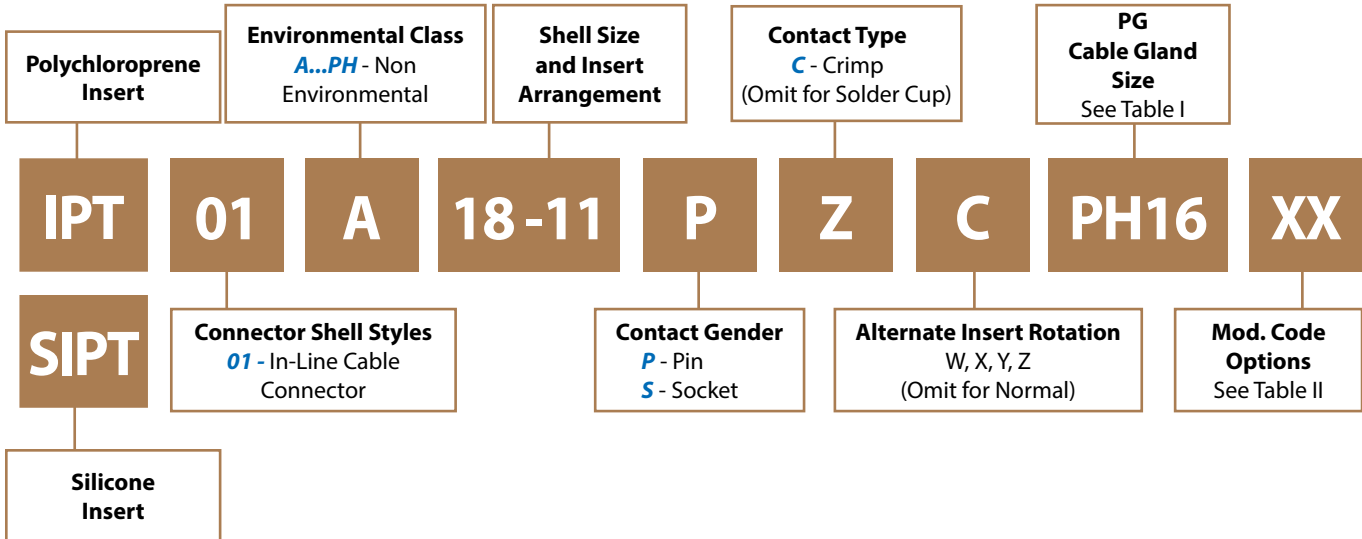





IPT 01 A...PH_ _
In-Line Cable Connector
with Backshell and Plastic PG Cable Gland



Application Notes

1. In-line cable connector with backshell and plastic PG cable gland. Other types of PG adapters can be supplied in various sizes upon request.
2. Connector Class "A" (non-environmental)—no grommet supplied.
3. Standard materials configuration consists of aluminum alloy with stainless steel coupling pins.
4. Standard contact material consists of copper alloy with gold plating over nickel.
5. A broad range of other front and rear connector accessories are available. See our website and/or contact factory for complete information.
6. Standard insert is high insulation synthetic rubber.

IPT 01 A...PH__
In-Line Cable Connector
with Backshell and Plastic PG Cable Gland



IPT Series
Bayonet Lock
Connectors

TABLE I: DIMENSIONS

Shell size	A Max.	B min. - max.	PG Cable Gland Size	L Max.	ØG ±0.2
8	41.0	3 - 6.5 / 4 - 8	7 / 9	65.00	17.3
10	41.0	4 - 8	9	65.00	21.8
12	51.0	5 - 10	11	77.50	25.1
14	51.0	5 - 10 / 6 - 12 / 9 - 14	11 / 13.5 / 16	81.00	28.6
16	56.0	5 - 10 / 6 - 12 / 9 - 14	11 / 13.5 / 16	86.00	30.6
18	56.0	6 - 12 / 9 - 14	13.5 / 16	86.00	33.2
20	58.5	6 - 12 / 9 - 14	13.5 / 16	88.50	36.5
22	63.5	6 - 12 / 9 - 14 / 13 - 18	13.5 / 16 / 21	99.50	39.6
24	66.0	6 - 12 / 9 - 14 / 13 - 18	13.5 / 16 / 21	102.00	43.1

TABLE II: MODIFICATION CODES

CONTACT OPTIONS	
Sym	Description
B0	Connector Without Contacts (Only for crimp version)
FINISH OPTIONS	
Sym	Description and RoHS compliant
F6	Black Electrodeposited Paint
F7	Black Zinc Nickel
F11	Electroless Nickel
MB	Marine Bronze
Omit for standard version (Cadmium Olive Drab Finish)	