Insert Arrangements: High-Density, Staggered-Grid

INSERT CONFIGURATIONS (MODULE)

Connector Size A

A1

80 Digital



Connector Size B

B1

108 Digital



B2

108 Digital



Connector Size C

C1

152 Digital



Connector Size D

D1

180 Digital



D2

180 Digital



Connector Size D

E1

8 GPPO



108 Digital

E2

108 Digital



8 GPPO

F1

10 GPPO



80 Digital

F2

80 Digital



10 GPPO

G1

22 GPPO

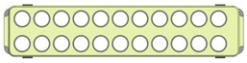

G2

22 GPPO



H1

6 Power



108 Digital

H2

108 Digital



6 Power

Connector Size D

J1

Dual MT



108 Digital

J2

108 Digital



Dual MT

K1

PIS, 270 VDC
#22 Contacts



108 Digital

K2

108 Digital

PIS, 270 VDC
#22 Contacts

K3

PIS, 270 VDC
#16 Contacts

108 Digital

K4

108 Digital

PIS, 270 VDC
#16 Contacts

K5

PIS, 40 AMP
#8 Contacts

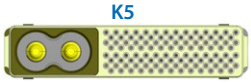

108 Digital

K6

108 Digital

PIS, 40 AMP
#8 Contacts

INSERT CONFIGURATIONS (BACKPLANE)

Connector Size A

A1

80 Digital



Connector Size B

B1

108 Digital



B2

108 Digital



Connector Size C

C1

152 Digital

Connector Size D

D1

180 Digital

D2

180 Digital



Connector Size D

E1

8 GPPO

108 Digital

E2

108 Digital

8 GPPO

F1

10 GPPO



80 Digital

F2

80 Digital

10 GPPO

G1

22 GPPO



G2

22 GPPO



H1

6 Power

108 Digital

H2

108 Digital



6 Power

Connector Size D

J1

Dual MT



108 Digital

J2

108 Digital



Dual MT

K1

PIS, 270 VDC
#22 Contacts



108 Digital

K2

108 Digital

PIS, 270 VDC
#22 Contacts

K3

PIS, 270 VDC
#16 Contacts



108 Digital

K4

108 Digital



PIS, 270 VDC
#16 Contacts

K5

PIS, 40 AMP
#8 Contacts

108 Digital

K6

108 Digital



PIS, 40 AMP
#8 Contacts