



# SERIES 80 MIGHTY MOUSE CONNECTORS Accessories, Backshells, and Tools



## Series 805 Mighty Mouse Triple-Start Locking Ratchet Type Receptacle Cover



809-200

**Protect Connectors From Damage**  
Machined aluminum or stainless steel protective covers have fluorosilicone gasket for a watertight fit.

**Stainless Steel Fittings and Rings**  
Choose small diameter eye fittings for panel attachment. Larger rings fit under the jam nut or over cable jackets. Split rings can be installed on fully assembled cables.

**Polyurethane-Coated SST Wire Rope**  
provide resistance and good flexibility. Or, choose a Fluoropolymer jacket for high temperature exposure.

**Braided Nylon Rope** provides excellent flexibility and good abrasion resistance, and can be ordered with slip knot fittings for easy installation on any size cable.

How To Order	
<b>Sample Part Number</b>	809-200 -M -S 12 04 -6
<b>Series (See Table I)</b>	809-200 = Receptacle Cover
<b>Shell Material / Finish</b>	<p><b>C</b> = Aluminum / Black Anodize (Non-Conductive) RoHS Compliant</p> <p><b>M</b> = Aluminum / Electroless Nickel RoHS Compliant</p> <p><b>NF</b> = Aluminum / Cadmium with Olive Drab Chromate</p> <p><b>ZN</b> = Aluminum / Zinc-Nickel with Olive Drab Chromate</p> <p><b>Z1</b> = Stainless Steel / Passivated RoHS Compliant</p> <p><b>ZB</b> = Stainless Steel / Olive Drab Chromate over Cadmium</p> <p><b>ZC</b> = Stainless Steel / Zinc Cobalt Alloy/ Black Chromate</p> <p><b>ZNU</b> = Aluminum / Black over Electroless Nickel</p>
<b>Attachment Type</b>	<p><b>-G</b> = Nylon Rope</p> <p><b>-H</b> = SST Wire Rope, Fluoropolymer Jacket</p> <p><b>-N</b> = No Attachment</p> <p><b>-S</b> = SST Sash Chain</p> <p><b>-SK</b> = Nylon Rope with Slip Knot</p> <p><b>-T</b> = SST Wire Rope, No Jacket</p> <p><b>-U</b> = SST Wire Rope, Polyurethane Jacket</p> <p>"SST" = Stainless Steel</p>
<b>Shell Size (See Table III)</b>	8, 9, 10, 11, 12, 13, 15, 18, 19, 21, 23
<b>Attachment Code (See Table II)</b>	<p>Small Ring = 01 thru 06</p> <p>Large Ring = 14 thru 33</p> <p>Split Ring = 50 thru 68</p>
<b>Attachment Length (inches)</b>	Omit for attachment Type N (No Attachment) Example "-6" equals six inch length

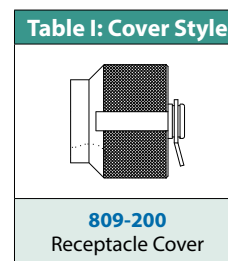


Table II: Attachment Code	
Omit for attachment types <b>N</b> (No Attachment) and <b>SK</b> (Slip Knot)	
<p>Small Ring</p>	<p><b>01</b> - .125 (3.2) I.D.</p> <p><b>02</b> - .140 (3.6) I.D.</p> <p><b>04</b> - .182 (4.6) I.D.</p> <p><b>06</b> - .197 (5.0) I.D.</p>
<p>Large Ring</p>	<p><b>16</b> - .570 (14.5) I.D.</p> <p><b>18</b> - .695 (17.7) I.D.</p> <p><b>27</b> - .766 (19.46) I.D.</p> <p><b>31</b> - .820 (20.83) I.D.</p> <p><b>19</b> - .885 (22.5) I.D.</p> <p><b>28</b> - 1.015 (25.78) I.D.</p> <p><b>22</b> - 1.210 (30.7) I.D.</p> <p><b>23</b> - 1.275 (32.4) I.D.</p> <p><b>30</b> - 1.380 (35.05) I.D.</p> <p><b>25</b> - 1.530 (38.86) I.D.</p>
<p>Split Ring</p>	<p><b>50</b> - .432 (11.0) I.D.</p> <p><b>52</b> - .492 (12.5) I.D.</p> <p><b>54</b> - .648 (16.5) I.D.</p> <p><b>56</b> - .757 (19.2) I.D.</p> <p><b>58</b> - .898 (22.8) I.D.</p> <p><b>60</b> - 1.023 (26.0) I.D.</p> <p><b>64</b> - 1.137 (28.9) I.D.</p> <p><b>68</b> - 1.357 (34.5) I.D.</p>

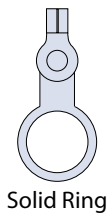
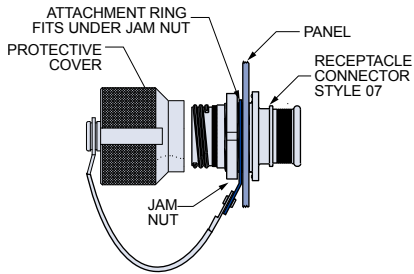


# SERIES 80 MIGHTY MOUSE CONNECTORS Accessories, Backshells, and Tools



## Series 805 Mighty Mouse Triple-Start Locking Ratchet Type Receptacle Cover

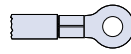
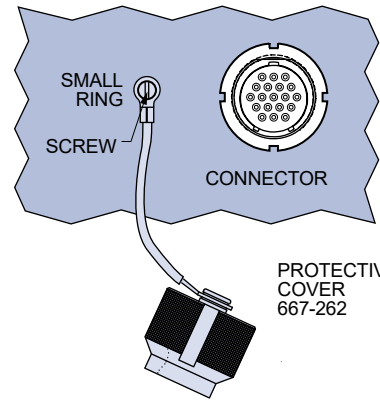
### 809-200 Cover Attachment to RPM Jam Nut Receptacle



Solid Ring

Dia. Code	Shell Size	Ring I.D.		Ring O.D.	
		In.	mm.	In.	mm.
		±.010	±0.25	±.015	± 0.38
16	8	.570	14.48	.69	17.53
18	9, 10	.695	17.65	.85	21.59
27	11	.766	19.46	.89	22.61
31	12	.820	20.83	1.00	25.40
19	13	.885	22.48	1.01	25.65
28	15	1.015	25.78	1.20	30.48
22	18	1.210	30.73	1.31	33.27
23	19	1.275	32.39	1.37	34.80
30	21	1.395	35.43	1.52	38.61
25	23	1.530	38.86	1.63	41.40

### 809-200 Cover Attachment to Panel



Small Ring for attaching receptacle covers to a panel with a screw

Dia. Code	Screw Size	Ring I.D.		Ring O.D.	
		±.005	±0.13	In. Max.	mm. Max.
01	#4, M3	.125	3.20	.30	7.6
02	#6	.140	3.60	.30	7.6
04	#8, M4	.182	4.60	.30	7.6
06	#10	.197	5.00	.30	7.6

ACCESSORIES, BACKSHELLS, AND TOOLS

Table II: Dimensions

Shell Size	B Thread	C	
		In.	mm.
8	.5000-.1P-.3L-TS-2B	.69	17.53
9	.5625-.1P-.3L-TS-2B	.79	20.07
10	.6250-.1P-.3L-TS-2B	.827	21.01
11	.6875-.1P-.3L-TS-2B	.918	23.32
12	.7500-.1P-.3L-TS-2B	.984	24.99
13	.8125-.1P-.3L-TS-2B	1.047	26.59
15	.9375-.1P-.3L-TS-2B	1.098	27.89
18	1.1250-.1P-.3L-TS-2B	1.287	32.69
19	1.1875-.1P-.3L-TS-2B	1.311	33.30
21	1.3125-.1P-.3L-TS-2B	1.448	36.78
23	1.4375-.1P-.3L-TS-2B	1.562	39.67

