

SERIES 811 HIGH-DENSITY DOUBLE-START Mighty Mouse Connectors and Cables



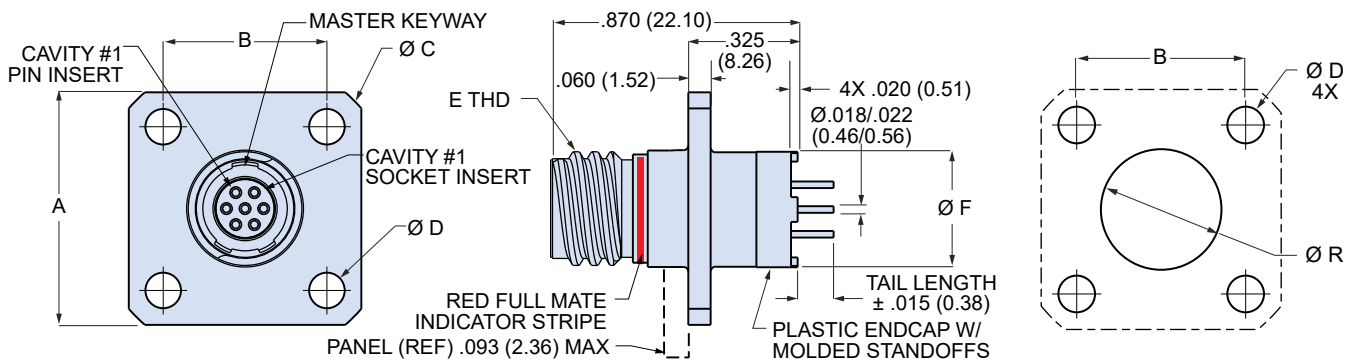
Box Mount Straight PCB Receptacle Connectors



Box Mount PC Tail Receptacles Series 811 Mighty Mouse High Density jam-nut PCB receptacles have straight PC tails for termination to flex circuits or rigid boards. These receptacles are backpotted with epoxy. The TwistPin contact system meets requirements of MIL-DTL-83513 and provides outstanding resistance to high levels of shock and vibration. Choose solder-dipped or gold-plated tails. Choose 811-006-02 with enhanced waterblocking for open face (unmated) immersion requirements. Molded plastic endcap has standoffs. 3A current rating, 600 VAC dielectric withstanding voltage.

How To Order							
Sample Part Number	811-005-02	MT	5-7	P	A	3	-.125
Series	811-005-02 Series 811 Rear Panel Mount Box Mount Receptacle, Straight PC Tails, Standard Epoxy Sealing 811-006-02 Series 811 Rear Panel Mount Box Mount Receptacle, Straight PC Tails, Enhanced Water Blocking for Open Face (Unmated) Water Immersion						
Material/Finish *	ME = Al/Electroless Nickel ZR* = Al/Zinc-Nickel with Black Chromate MT = Al/Nickel-PTFE ZNU* = Al/Zinc-Nickel with Black Chromate Z1 = SST/Passivated						
Shell Size - Insert Arr.	5-7 = 7 Contacts		7-22 = 22 Contacts		9-42 = 42 Contacts		
Contact Type	P = Pin Contacts S = Socket Contacts						
Key Position	A = Normal Alternate Key Positions: B, C, D, E, F						
PC Tail Finish	3 = Solder-Dipped in 63/37 Tin-Lead 4 = Gold Plated						
PC Tail Length	.090, .125, .250 (Other lengths are readily available)						


* **ZR** and **ZNU** plating are RoHS compliant, non-reflective, capable of 500 hour dynamic corrosion performance.



Shell Size	Dimensions										
	A Square		B Square		Ø C		Ø D		E Thread	Ø F	
	In.	mm.	In.	mm.	In.	mm.	In.	mm.		In.	mm.
5	.625	15.88	.440	11.18	.825	20.96	.093	2.36	.3125-.05P-.1L-2A	.350	8.89
6	.725	18.42	.530	13.46	.950	24.13	.093	2.36	.3750-.05P-.1L-2A	.490	12.45
7	.800	20.32	.600	15.24	1.050	26.67	.093	2.36	.4375-.05P-.1L-2A	.600	15.24
8	.850	21.59	.650	16.51	1.125	28.58	.093	2.36	.5000-.05P-.1L-2A	.670	17.02
9	.950	24.13	.750	19.05	1.250	31.75	.093	2.36	.5625-.05P-.1L-2A	.770	19.56

Shell Size	Panel Cutout	
	Ø G	
	In.	mm.
5	.360	9.14
6	.410	10.41
7	.520	13.21
8	.570	14.48
9	.660	16.76

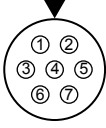
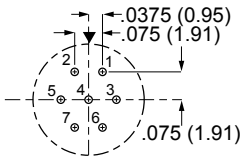
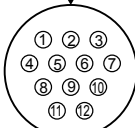
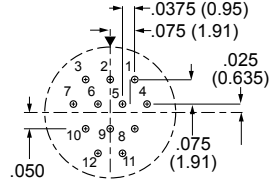
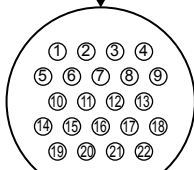
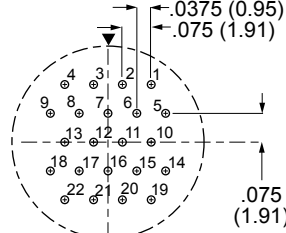
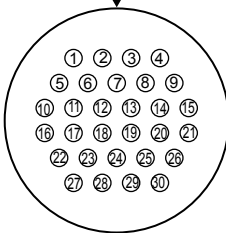
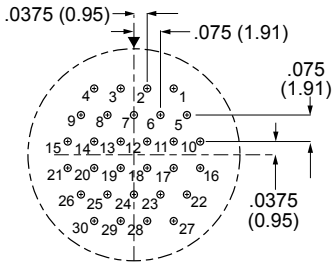
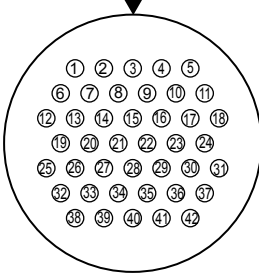
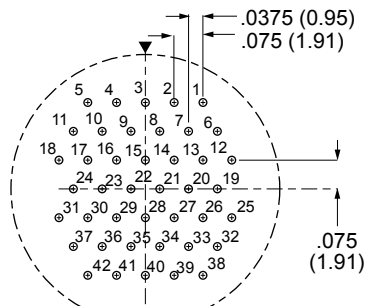
SERIES 811 HIGH-DENSITY



SERIES 811 HIGH-DENSITY DOUBLE-START Mighty Mouse Connectors and Cables



PCB Footprints for Receptacle Connectors

Component Mounting Side of PCB	
 <p>Pin Mating Face 5-7</p>	 <p>Socket PCB Footprint</p>
 <p>Pin Mating Face 6-12</p>	 <p>Socket PCB Footprint</p>
 <p>Pin Mating Face 7-22</p>	 <p>Socket PCB Footprint</p>
 <p>Pin Mating Face 8-30</p>	 <p>Socket PCB Footprint</p>
 <p>Pin Mating Face 9-42</p>	 <p>Socket PCB Footprint</p>

SERIES 811 HIGH-DENSITY