

# Mighty Mouse Connectors with Size #8 Quadrax, Twinax, Coax or Power Contacts

## Size #8 Power Contacts 850-013, 850-014



Mighty Mouse  
with #8 Contacts

K

### Size #8 power contacts

Power contacts accept #8 AWG wire. These contacts fit Mighty Mouse connectors with size 8 cavities. Supplied with sealing boot. 46 amp current rating. Gold-plated copper alloy. Socket contact has stainless steel hood. Conforms to SAE AS39029 requirements. Terminate with pneumatic crimp tool shown on next page.



Fig. 1  
Pin

Fig. 2  
Socket

| Figure | Contact Type | Conductor Size | Part Number Contact Only | Part Number Contact and Sealing Boot |
|--------|--------------|----------------|--------------------------|--------------------------------------|
| Fig. 1 | Pin          | #8             | 850-014                  | 850-014F                             |
| Fig. 2 | Socket       | #8             | 850-013                  | 850-013F                             |

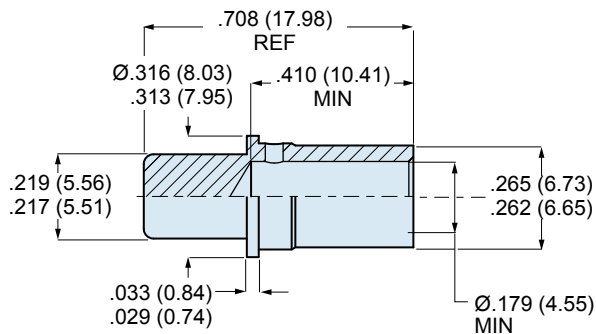


Fig. 1  
Pin Contact 850-014

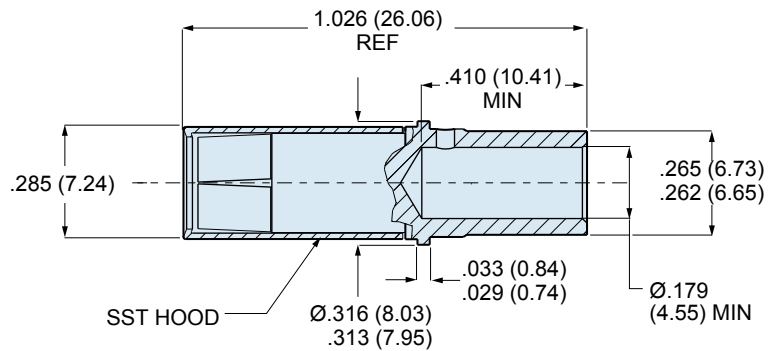


Fig. 2  
Socket Contact 850-013

| Materials, Finishes |   |
|---------------------|---|
| Contact material    | Copper Alloy                            |
| Contact finish      | 50 microinches gold over nickel plating |
| Socket Contact Hood | Stainless steel, passivated             |

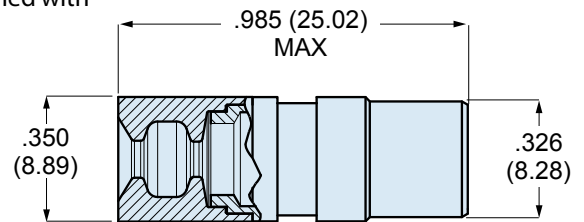
| Specifications           |                        |                                     |
|--------------------------|------------------------|-------------------------------------|
| DESCRIPTION              | REQUIREMENT            | PROCEDURE                           |
| Test Current             | 46 Amperes             | SAE AS39029 para. 4.7.5, EIA-364-06 |
| Contact Resistance       | 26 millivolts maximum  | SAE AS39029 para. 4.7.5, EIA-364-06 |
| Minimum Separation Force | 5 ounce minimum        | SAE AS39029 para. 4.7.6, EIA-364-37 |
| Crimp Tensile Strength   | 220 lbs. (978 newtons) | SAE AS39029 para. 4.7.9, EIA-364-08 |
| Durability               | 500 mating cycles      | SAE AS39029 para. 4.7.10            |

| Size | Part Number | Military Part Number |
|------|-------------|----------------------|
| #8   | 859-049     | M81969/14-12         |

### Sealing Boot

Sealing boot provides wire seal. Slide boot onto wire before terminating contact. After contact is installed in connector, slide boot forward into connector grommet to seal the contact cavity. "F" suffix added on contact part number specifies contact supplied with sealing boot P/N 859-042-03.

| Wire Dia. (in.) | Wire Dia. (mm.) | Part Number |
|-----------------|-----------------|-------------|
| .170 - .205     | 4.3 - 5.2       | 859-042-03  |

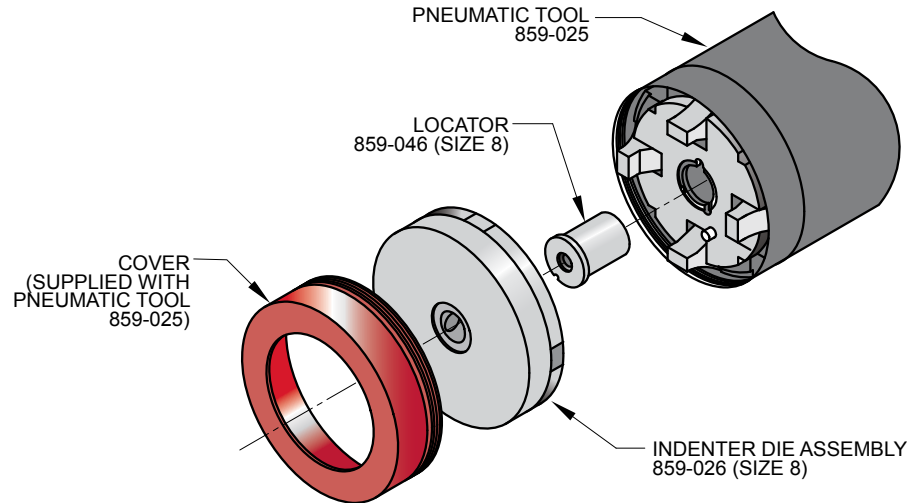


Dimensions in Inches (millimeters) are subject to change without notice.

K

### Pneumatic crimp tool for #8 power contacts

The Daniels WA23 pneumatic crimp tool sets the standard for heavy duty crimping chores. This four-indent tool accommodates large power contacts ranging from size 8 through size 0000. Die plates and locators are purchased separately. Qualified to M22520/23, the WA23 tool is specified for use with SAE AS39029 closed barrel copper alloy contacts.



### Pneumatic crimp tool



Bench mount heavy duty pneumatic indent crimp tool. Four-indent crimp termination. Use with closed barrel contact sizes 8 through 4/0. Attach to air supply with quick-disconnect fitting or install 1/4 NPT fitting into tapped port. 90-120 psi air supply. Requires die assembly and locator, sold separately. Hand actuate with push-button valve trigger on handle. Steel with black wrinkle enamel coating. 13 inches overall length, 9.2 inches tall, 17 pounds (7.7 Kg).

| Description       | Part Number | Military Part Number | Daniels Part Number |
|-------------------|-------------|----------------------|---------------------|
| Pneumatic Crimper | 859-025     | M22520/23-01         | WA23                |

### Die assembly for size #8 contacts



Indenter Die Assembly. Precision four-indent die with hardened tool steel indenters, stainless steel housing, aluminum cap. Use with size #8 contacts. Go/ No Go calibration dimensions are stamped on face of tool. Approximately 3.3 inches (84mm.) diameter.

| Description           | Part Number | Military Part Number | Daniels Part Number |
|-----------------------|-------------|----------------------|---------------------|
| Die Assembly, Size #8 | 859-026     | M22520/23-02         | WA23-2              |

### Locator for size #8 contacts



Aluminum locator holds contact at correct depth for crimping.

| Description          | Part Number | Military Part Number | Daniels Part Number |
|----------------------|-------------|----------------------|---------------------|
| Locator, #8, Special | 859-046     | (none)               | WA23-395L           |

Dimensions in Inches (millimeters) are subject to change without notice.