




MIL-DTL-38999 Series III

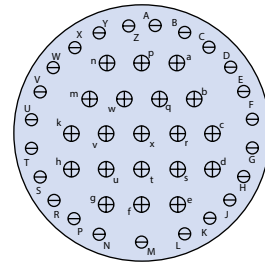
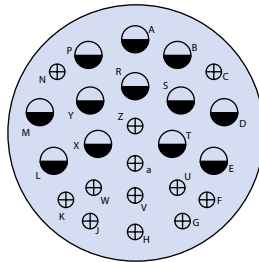


MIL-STD-1560 combo contact arrangements Reference information

Combo Contact Arrangements							
Contact Size			Number of Contacts			233-105	D38999
			#20	#16	#12		
Size #20 Contacts 7.5 Amp Max. Current #20-#24 AWG 	Size #16 Contacts 13 Amp Max. Current #16-#20 AWG 	Size #12 Contacts 23 Amp Max. Current #12-#14 AWG 	14	1		15-15	D15
			8	4		15-97	D97
			21	2		17-99	E99
			26	2		19-28	F28
			29	1		19-30	F30
			37	2		21-39	G39
			48	8		25-4	J4
				12	12	25-24	J24
			23	20		25-43	J43

Contact Legend

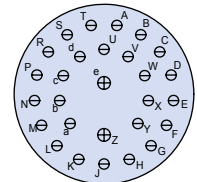
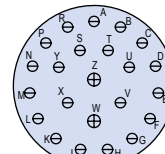
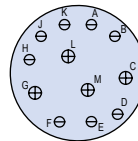
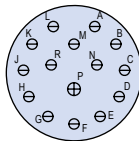
#22D • #16 ⊕
#20 ⊖ #12 ●



Insert Arrangement	233-105 D38999	25-24 J24	25-43 J43
No. of Contacts and Size		12X #12	12X #16
Service Rating		I	I

Contact Legend

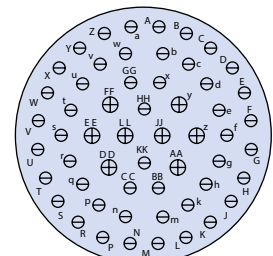
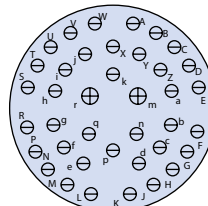
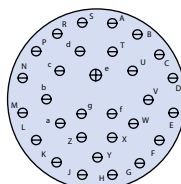
#22D • #16 ⊕
#20 ⊖ #12 ●



Insert Arrangement	233-105 D38999	15-15 D15	15-97 D97	17-99 E99	19-28 F28
No. of Contacts and Size		1X #16	14X #20	4X #16	8X #20
Service Rating		I	I	I	I

Contact Legend

#22D • #16 ⊕
#20 ⊖ #12 ●



Insert Arrangement	233-105 D38999	19-30 F30	21-39 G39	25-4 J4
No. of Contacts and Size		1X #16	29X #20	2X #16
Service Rating		I	I	I