GTB AND GTC SERIES MIL-DTL-55302 TYPE CONNECTORS

Rigorous rectangular plugs and receptacles optimized for high-reliability interconnections within printed circuit sub-assemblies



Glenair manufactures high-reliability MIL-DTL-55302 Type Board and I/O-to-Board Connectors to deliver relentless, mission-critical performance in severe aerospace and defense environments. We design these rugged rectangular plugs and receptacles to conquer heavy shock and vibration, safeguarding your single-sided, double-sided, and dense multilayer printed wiring boards against field failures. When off-the-shelf connectors compromise your system integrity, choose Glenair for engineered reliability.

High-Availability Contact Grid Profiles
We build our Mil-Spec Rectangular Connectors to optimize board real estate and maximize contact density:

- **GTB Standard Density (.100" Centers):** Our two-row arrangements provide a foundational 0.100-inch (2.54 mm) center-to-center footprint. They map seamlessly to standard board-to-board layouts and offer direct comparability to legacy AirBorn Series W architectures.

- **GTC High Density (.075" Centers):** When spatial limitations demand tighter packaging, our 0.075-inch (1.91 mm) center-to-center high-density configuration answers the call. These advanced mini-arrays deliver maximum pin counts within shrunk sub-assembly spaces without risking electrical shorts and also comparable to legacy AirBorn Series RM. For even tighter layouts, explore our HD Stacker Board-to-Board Connectors featuring an ultra-dense .0625" pitch.

FEATURES

- **IAW MIL-DTL-55302**
- **Fully compatible with IPC-2221 and MIL-PRF-31032 standards**
- **Compatible with single-sided, double-sided, and multilayer printed wiring boards**
- **Straight and Right Angle PCB, Flex PCB, and solder cup terminations**
- **Solder dipped terminals standard; optional gold plated terminals available**

© 2026 Glenair, Inc • 1211 Air Way, Glendale, CA 91201 • 818-247-6000 • www.glenair.com • U.S. CAGE code 06324 • MIL-DTL-55302 Catalog
Dimensions in Inches (millimeters) are subject to change without notice.

Rectangular I/O and Printed Circuit Board Connectors

Product overview

GTB STANDARD DENSITY



GTBB-ST: *Pin or Socket Straight PCB Connector without Mounting Ears*

GTBA-ST: *Socket Straight PCB Connector with Mounting Ears*



GTBB-SF: *Pin or Socket Straight Flex PCB Connector without Mounting Ears*



GTBA-SF *Socket Straight Flex PCB Connector with Mounting Ears*



GTBB-SC *Pin or Socket Solder Cup Connector without Mounting Ears*

GTBA-SC: *Socket Solder Cup Connector with Mounting Ears*



GTBA-RA: *Pin Right Angle PCB Connector with Mounting Ears*

GTC HIGH DENSITY

GTCA-ST: *Socket Straight PCB Connector with Mounting Ears*



GTCA-SF: *Socket Straight Flex PCB Connector with Mounting Ears*

GTCA-SC: *Socket Solder Cup Connector with Mounting Ears*



GTCA-RA: *Pin Right Angle PCB Connector with Mounting Ears*

TOLERANCES

UNLESS OTHERWISE SPECIFIED
DIMENSIONS ARE IN INCH (MM).

FRACTIONS:	1/16	
ANGLES:	2	
DECIMALS:	.X	.1 (2.54)
	.XX	.01 (0.25)
	.XX	.005 (0.13)
	.XXXX	.0010 (0.03)

INTERPRET GD&T
IAW ASME Y14.5-2009

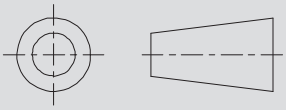

THIRD ANGLE PROJECTION

© 2026 Glenair, Inc • 1211 Air Way, Glendale, CA 91201 • 818-247-6000 • www.glenair.com • U.S. CAGE code 06324 • MIL-DTL-55302 Catalog
Dimensions in Inches (millimeters) are subject to change without notice.