

MATES WITH
892-000,
892-002,
892-004,
893-008,
893-010

Glenair Breakaway Plug Connectors feature gold alloy TwistPin contacts, offering premium performance and reliability for demanding applications. Available with or without backshell. Backshell option available with shrink boot or overmolding.


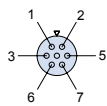
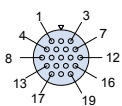
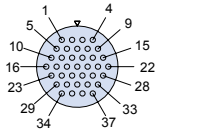
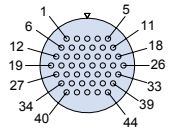
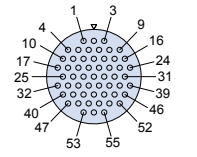
Choose Aluminum or Stainless Steel Shells in 6 layouts from 4 to 55 contacts. These connectors are intermateable with 892-000, 892-002, 892-004, 893-008, and 893-010 breakaway receptacle connectors.

B

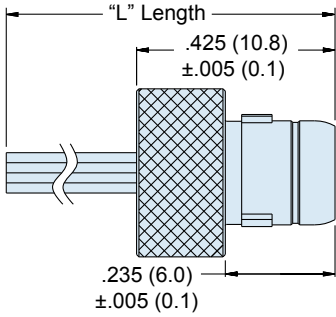
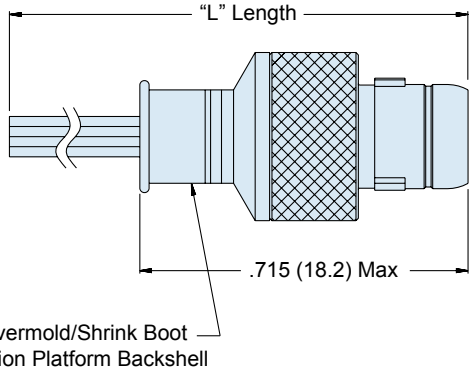
How To Order

Sample Part Number	892	-007	-02	1-7	N	A2	-0	A	7	-12
Series	892 = Nano Circular with Insulated Wire									
Shell Style	007 = Breakaway Plug									
Accessory	01 = No Backshell 02 = With Backshell 03 = Overmolded 04 = Shrink Boot									
Shell Size/Contact Arrangement	1-4 = Shell Size 1 with 4 contacts 3-37 = Shell Size 3 with 37 contacts 1-7 = Shell Size 1 with 7 contacts 4-44 = Shell Size 4 with 44 contacts 2-19 = Shell Size 2 with 19 contacts 4-55 = Shell Size 4 with 55 contacts See Plug Mating Face View and Contact Layout Table									
Polarization	N = Normal A = Alternate									
Shell Material/Finish	A2 = Aluminum/Electroless Nickel S1 = Stainless Steel/Zinc Cobalt (Black) A5 = Aluminum/Gold Over Nickel S2 = Stainless Steel/Passivated									
Wire Gauge	0 = 30 AWG 2 = 32 AWG									
Wire Type	A = Ultra Lightweight XLETFE Insulation, Silver Coated Ultra High Strength Copper. (Not available in #32 AWG) B = Extruded PTFE Insulation, Silver Coated Copper NEMA HP3-ETX (MIL-W-16878/6) C = Cross Linked Modified ETFE Insulation, Silver Coated High Strength Copper. MIL-W-22759/33 (Not available in #32 AWG)									
Wire Color	1 = White 2 = Yellow 7 = 10 Color Repeating (Wire type A is striped, types B and C are solid colors)									
Wire Length (Inches)	12 = 12.00 + 1.00 Inches; as required in one inch increments.									

Plug Mating Face View and Contact Layout

Size 1-4 4 Contacts	Size 1-7 7 Contacts	Size 2-19 19 Contacts	Size 3-37 37 Contacts	Size 4-44 44 Contacts	Size 4-55 55 Contacts
					

B

Dimensions															
892-007-01 Without Termination Platform	892-007-02 With Termination Platform														
															
<table border="1"> <thead> <tr> <th>Size</th> <th>Ø A ±.005</th> </tr> </thead> <tbody> <tr> <td>1-4</td> <td>.310 (7.9)</td> </tr> <tr> <td>1-7</td> <td>.310 (7.9)</td> </tr> <tr> <td>2-19</td> <td>.360 (9.1)</td> </tr> <tr> <td>3-37</td> <td>.411 (10.4)</td> </tr> <tr> <td>4-44</td> <td>.443 (11.3)</td> </tr> <tr> <td>4-55</td> <td>.443 (11.3)</td> </tr> </tbody> </table>	Size	Ø A ±.005	1-4	.310 (7.9)	1-7	.310 (7.9)	2-19	.360 (9.1)	3-37	.411 (10.4)	4-44	.443 (11.3)	4-55	.443 (11.3)	
Size	Ø A ±.005														
1-4	.310 (7.9)														
1-7	.310 (7.9)														
2-19	.360 (9.1)														
3-37	.411 (10.4)														
4-44	.443 (11.3)														
4-55	.443 (11.3)														

NOTES

- Material/Finish:
 - Shell/backshell - see part number break-down
 - Insulator - LCP/na
 - Pin contacts - gold alloy

Key Positions			
Size	Polarization	A°	B°
1-4	N	150	210
	A	75	210
1-7	N	95	230
	A	140	275
2-19	N	150	210
	A	75	210
3-37	N	150	210
	A	75	210
4-44	N	150	210
	A	75	210
4-55	N	95	230
	A	140	275

