

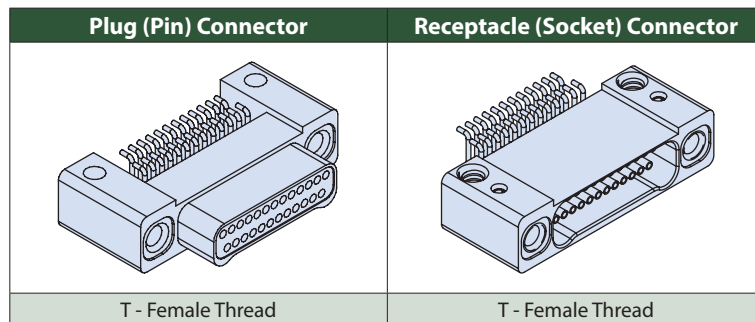
**Right Angle Surface Mount Connectors** feature gold alloy TwistPin contacts. These nanominiature connectors offer premium performance and reliability for demanding applications.

**Choose Aluminum, Titanium or Stainless Steel Shells** in eleven layouts from 9 to 85 contacts. Complies to the requirements of MIL-DTL-32139.

**Pre-Tinned PC Tails** are coated with Sn63Pb37 or Sn60Pb40 tin-lead for excellent solderability.

How to Order						
Sample Part Number		891-012	-25P	A2	-BRS	T
Series	891-012 Plug, Right Angle Surface Mount Connector 891-013 Receptacle, Right Angle Surface Mount Connector					
Insert Arrangement/Contact Type	Pins (891-012 Plugs) <b>9P, 15P, 21P, 25P, 31P, 37P, 41P, 51P, 65P, 69P, 85P</b> Socket (891-013 Receptacles) <b>9S, 15S, 21S, 25S, 31S, 37S, 41S, 51S, 65S, 69S, 85S</b>					
Shell Material and Finish	A1 - Aluminum Shell, Cadmium Plating A2 - Aluminum Shell, Electroless Nickel Plating		T - Titanium Shell, Unplated S - Stainless Steel Shell, Passivated			
Termination Type	BRS - Board Right Angle Surface Mount					
Hardware	T - Female Thread					

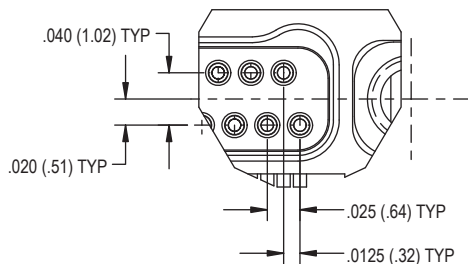
D



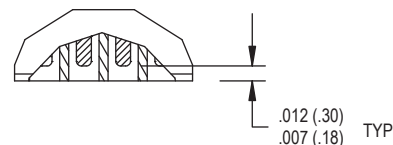
### NOTES

- Material and Finish:
  - Shell: see part number break down
  - Insulator: LCP/N/A
  - Contacts: gold alloy / unplated
  - Pre-tinned PC tails: coated with Sn63Pb37 or Sn60Pb40 tin-lead
  - Hardware: passivated stainless steel
- Inspect and test IAW MIL-DTL-32139
- Interface dimensions per MIL-DTL-32139/3 and /4

### DETAIL A

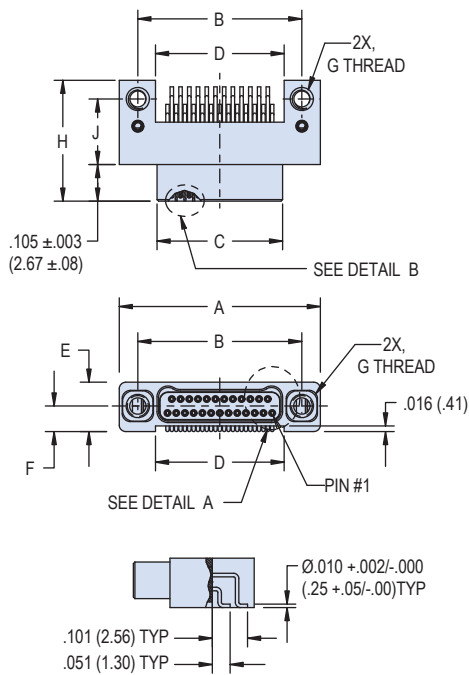


### DETAIL B

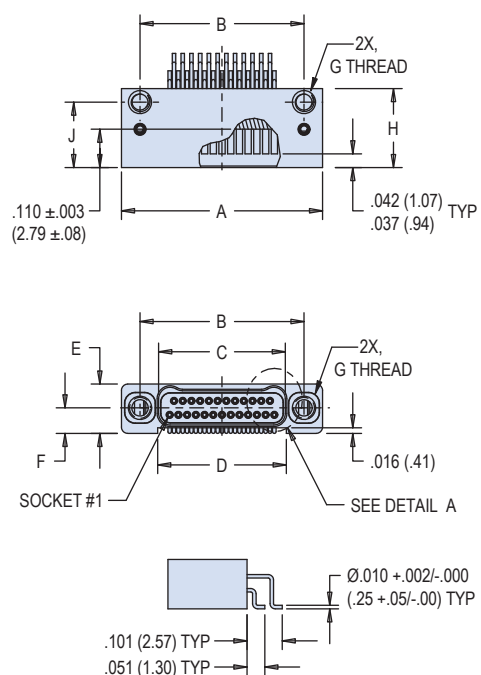


**Dimensions**

**891-012 Plug (Pin) Connectors**

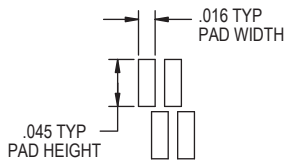


**891-013 Receptacle (Socket) Connectors**

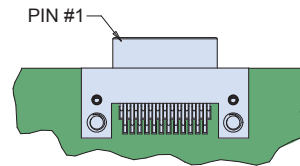


Layout	A		B BSC.		C BSC.		D		E		F BSC.		G Thread	H		J	
	In.	mm.	In.	mm.	In.	mm.	In.	mm.	In.	mm.	In.	mm.		In.	mm.	In.	mm.
9P	.375	9.52	.270	6.86	.160	4.06	.170	4.32	.140	3.56	.0725	1.84	#0-80 UNF	.345	8.76	.187	4.75
9S	.375	9.52	.270	6.86	.163	4.14	.170	4.32	.140	3.56	.0725	1.84	#0-80 UNF	.225	5.71	.187	4.75
15P	.450	11.43	.345	8.76	.235	5.97	.245	6.22	.140	3.56	.0725	1.84	#0-80 UNF	.345	8.76	.187	4.75
15S	.450	11.43	.345	8.76	.238	6.04	.245	6.22	.140	3.56	.0725	1.84	#0-80 UNF	.225	5.71	.187	4.75
21P	.525	13.33	.420	10.67	.310	7.87	.320	8.13	.140	3.56	.0725	1.84	#0-80 UNF	.345	8.76	.187	4.75
21S	.525	13.33	.420	10.67	.313	7.95	.320	8.13	.140	3.56	.0725	1.84	#0-80 UNF	.225	5.71	.187	4.75
25P	.575	14.60	.470	11.94	.360	9.14	.370	9.40	.140	3.56	.0725	1.84	#0-80 UNF	.345	8.76	.187	4.75
25S	.575	14.60	.470	11.94	.363	9.22	.370	9.40	.140	3.56	.0725	1.84	#0-80 UNF	.225	5.71	.187	4.75
31P	.650	16.51	.545	13.84	.435	11.05	.445	11.30	.140	3.56	.0725	1.84	#0-80 UNF	.345	8.76	.187	4.75
31S	.650	16.51	.545	13.84	.438	11.12	.445	11.30	.140	3.56	.0725	1.84	#0-80 UNF	.225	5.71	.187	4.75
37P	.725	18.41	.620	15.75	.510	12.95	.520	13.21	.140	3.56	.0725	1.84	#0-80 UNF	.345	8.76	.187	4.75
37S	.725	18.41	.620	15.75	.513	13.03	.520	13.21	.140	3.56	.0725	1.84	#0-80 UNF	.225	5.71	.187	4.75
41P	.775	19.69	.670	17.02	.560	14.23	.570	14.48	.140	3.56	.0725	1.84	#0-80 UNF	.345	8.76	.187	4.75
41S	.775	19.69	.670	17.02	.563	14.30	.570	14.48	.140	3.56	.0725	1.84	#0-80 UNF	.225	5.72	.187	4.75
51P	.900	22.86	.795	20.19	.685	17.40	.695	17.65	.140	3.56	.0725	1.84	#0-80 UNF	.345	8.76	.187	4.75
51S	.900	22.86	.795	20.19	.688	17.47	.695	17.65	.140	3.56	.0725	1.84	#0-80 UNF	.225	5.71	.187	4.75
65P	1.075	27.30	.970	24.64	.860	21.84	.870	22.10	.140	3.56	.0725	1.84	#0-80 UNF	.345	8.76	.187	4.75
65S	1.075	27.30	.970	24.64	.863	21.92	.870	22.10	.140	3.56	.0725	1.84	#0-80 UNF	.225	5.71	.187	4.75
69P	1.125	28.57	1.020	25.91	.910	23.11	.920	23.37	.140	3.56	.0725	1.84	#0-80 UNF	.345	8.76	.187	4.75
69S	1.125	28.57	1.020	25.91	.913	23.19	.920	23.37	.140	3.56	.0725	1.84	#0-80 UNF	.225	5.71	.187	4.75
85P	1.377	34.97	1.246	31.65	1.110	28.19	1.120	28.45	.165	4.19	.085	2.16	#2-56 UNC	.375	9.53	.205	5.34
85S	1.377	34.97	1.246	31.65	1.113	28.27	1.120	28.45	.165	4.19	.085	2.16	#2-56 UNC	.270	6.86	.210	5.21

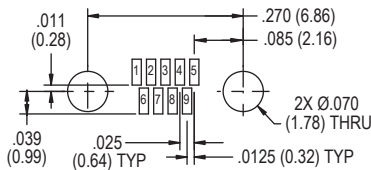




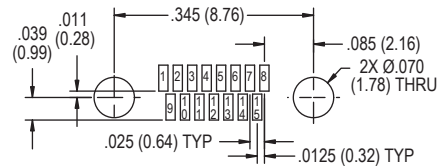
**PAD FOOTPRINT DETAIL**



**Pin #1 Position**

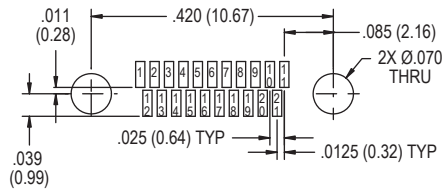


**9 Contacts**

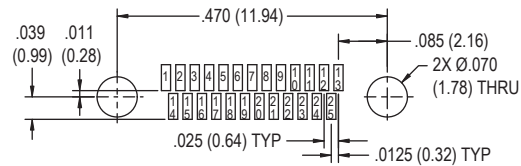


**15 Contacts**

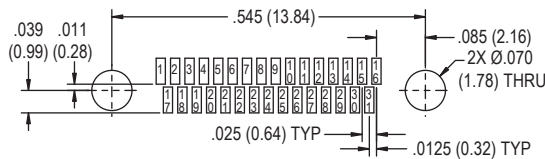
**D**



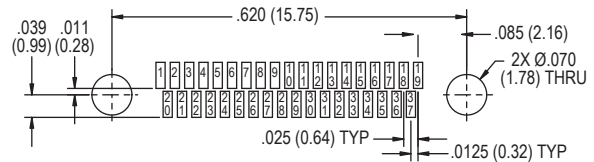
**21 Contacts**



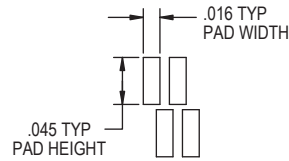
**25 Contacts**



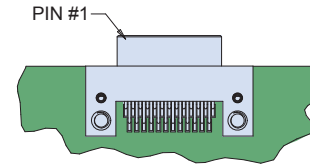
**31 Contacts**



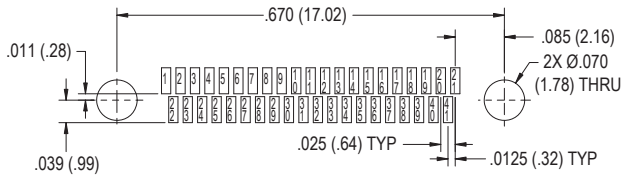
**37 Contacts**



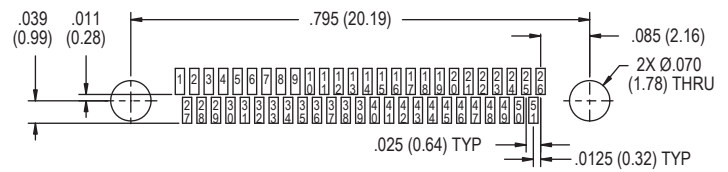
**PAD FOOTPRINT DETAIL**



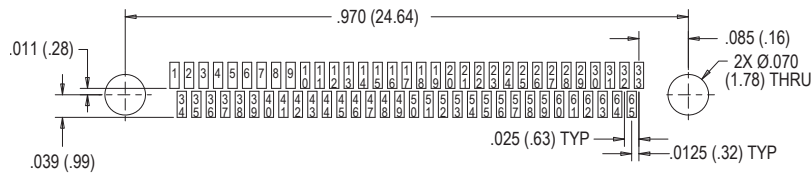
**Pin #1 Position**



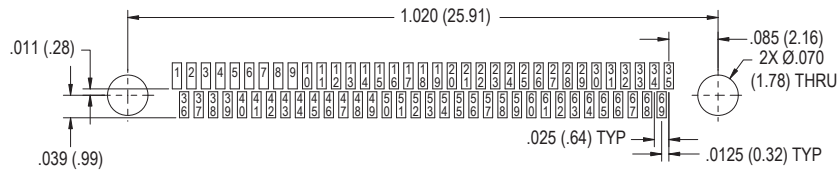
**41 Contacts**



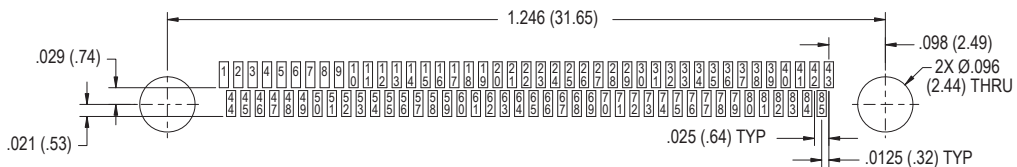
**51 Contacts**



**65 Contacts**

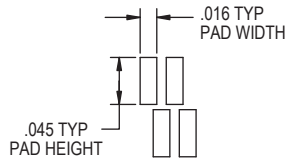


**69 Contacts**

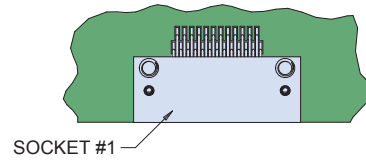


**85 Contacts**

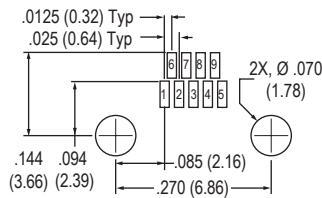
**D**



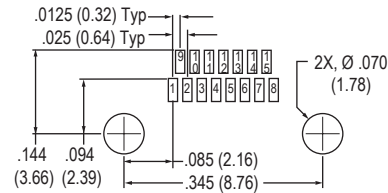
**PAD FOOTPRINT DETAIL**



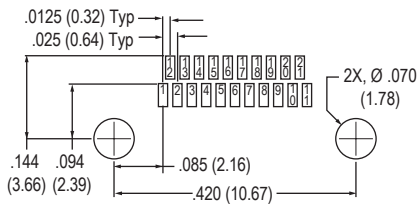
**CONNECTOR ORIENTATION**



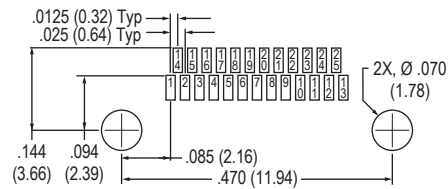
**9 Contacts**



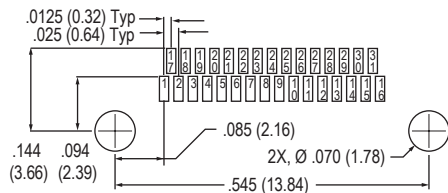
**15 Contacts**



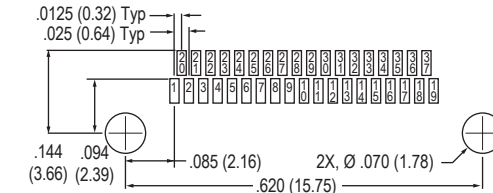
**21 Contacts**



**25 Contacts**

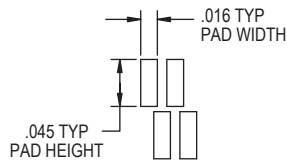


**31 Contacts**

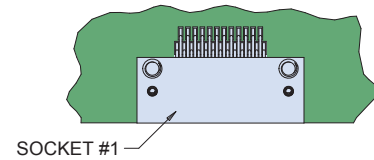


**37 Contacts**

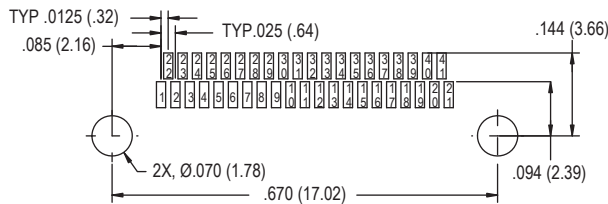
**D**



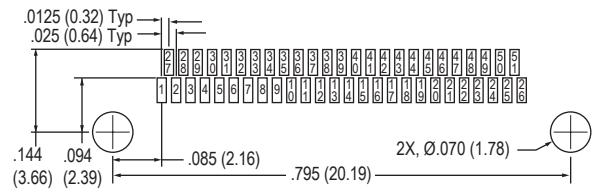
**PAD FOOTPRINT DETAIL**



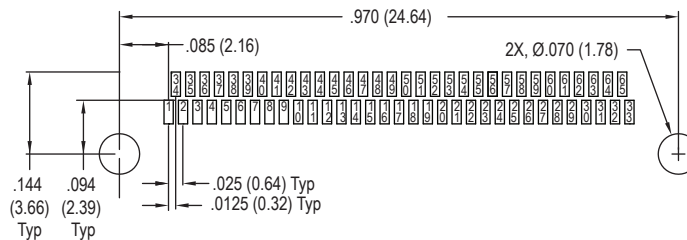
**CONNECTOR ORIENTATION**



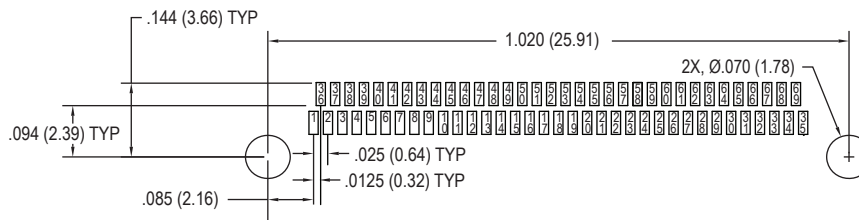
**41 Contacts**



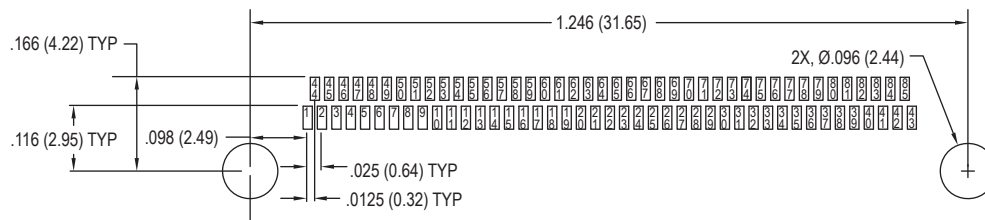
**51 Contacts**



**65 Contacts**



**69 Contacts**



**85 Contacts**

