

971-011 Micro-Crimp PowerPlay Rectangular Receptacle with Crimp-Removable Crown Ring Contacts

MICRO-CRIMP POWERPLAY RECTANGULAR



MATERIAL/FINISH

- Shell: per How to Order Table
- Seal/Grommet: hi-temp silicone rubber
- Contacts: copper alloy / gold with stainless steel Crown Ring and thermoplastic safe-touch tip
- Insulator: hi-temp composite

NOTES

- 971-011 receptacles mate with 971-010 plugs of the same size, layout and the opposite contact gender.
- See contact drawings for crimp and removal tools.
- Electrical performance:
 - DWV: 5000 VAC pin-pin and pin-shell (sea level)
 - Insulation resistance: 5000 megohm min at 500 VDC

WIRE SEALING

Contact Size	Wire Diameter Range
20AWG	.040-.083 (1.02-2.11)
8AWG	.209-.277 (5.31-7.04)
4AWG	.323-.391 (8.20-9.93)
2AWG	.400-.477 (10.16-12.12)
1/0	.486-.572 (12.34-14.53)

FINGER-PROOF CONTACTS

Size	Pin	Socket
8	Yes	Yes
4	Yes	Yes
2	Yes	Yes
1/0	Yes	No

Finger-proof to IEC 60529 Level IP2X (Rated voltages Not exceeding 1,000 VAC or 1500 VDC)

HOW TO ORDER

Sample Part Number	971-011	-ME	E-2	P	-A
Basic Part Number	Rear-Mount, Micro-Crimp PowerPlay Rectangular Receptacle				
Connector Finish and Material	MT = Aluminum, Nickel-PTFE ME = Aluminum, Electroless Nickel TZ = Aluminum, Tin-Zinc Z1 = Stainless, Passivated				
Shell Size and Insert Arrangement	See Shell Size and Insert Arrangement Table				
Contact Type	See Contact Type Table				
Backshell Style	A = Environmental, with Banding Platform; (P/N 979-010) B = Strain Relief (979-014) Omit = Supplied Without Backshell				

SHELL SIZE / CONTACT ARRANGEMENTS - FACE VIEW, PIN INSERT

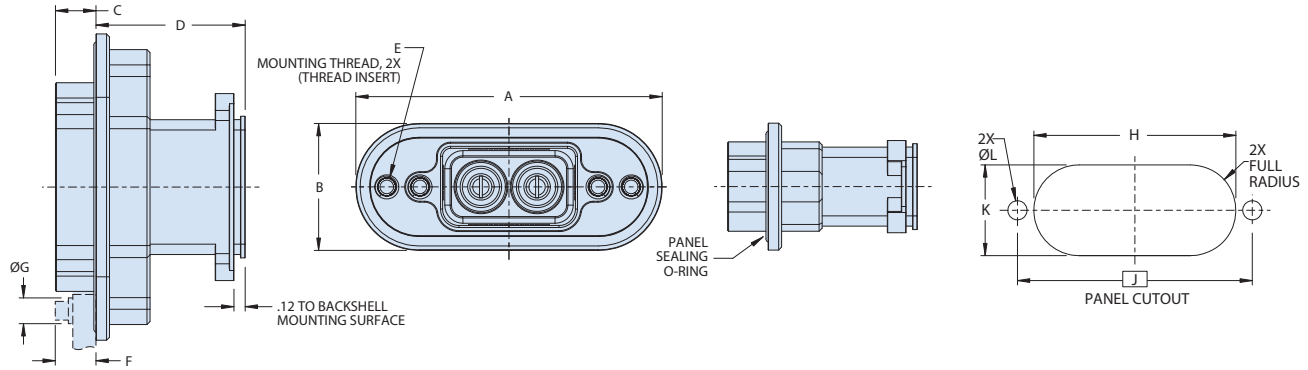
A-2 2X Size #8	B-3 3X Size #8	B-4 2X Size #8 / 2X Size #20
C-2 2X Size #4	D-3 3X Size #4	E-2 2X Size #2
F-3 3X Size #2	G-2 2X Size #0	H-3 3X Size #0

CONNECTOR CONTACT TYPE

Contact Code	Description	Contact P/N
A	Pin Connector, No Contacts	N/A
P	Pin Connector, Crown Ring Pin Contacts	850-325
	Pin Connector, Crown Ring Pin Contacts and 39029 type Size #20 contacts (insert arrangement B-4 only)	850-325 and 850-202-20
G	Pin Connector, Reduced Crimp Barrel Crown Ring Pin Contacts (for Size #8 and Size #4 contacts only)	850-325
B	Socket Connector, No Contacts	N/A
S	Socket Connector, Crown Ring Socket Contacts	850-326
	Socket Connector, Crown Ring Socket Contacts and 39029 type Size #20 contacts (insert arrangement B-4 only)	850-326 and AS39029/56-351
H	Socket Connector, Reduced Crimp Barrel Crown Ring Socket Contacts (for Size #8 and Size #4 contacts only)	850-326

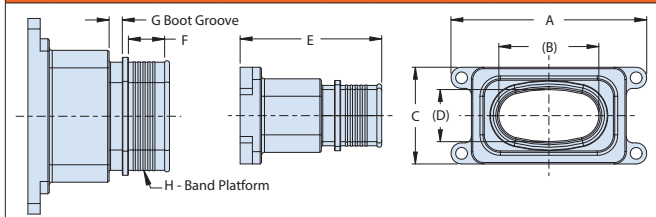
971-011 Micro-Crimp PowerPlay Rectangular Receptacle with Crimp-Removable Crown Ring Contacts

CONNECTOR DIMENSIONS / PANEL CUTOUT



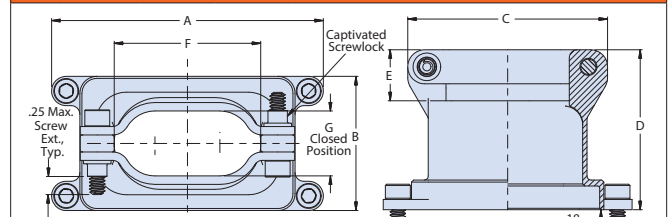
Shell Size	A	B	C	D	E		F (Panel + Mtg. Hardware)	ØG (Screw Head or Washer)	Panel Cutout			
					Thread	Hole Depth			H ±.012	J Basic	K ±.012	ØL ±.004
A	2.73 (69.34)	1.15 (29.21)	.37 (9.40)	1.32 (33.53)	8-32 UNC	.360 (9.14) Min	.350 (8.89) Max	.325 (8.25) Max	1.782 (45.26)	(2.09)	.776 (19.71)	.173 (4.39)
B	3.14 (79.76)								2.187 (55.55)	(2.50)		
C	2.96 (75.18)	1.26 (32.00)	.43 (10.92)	1.63 (41.40)	10-24 UNC	.440 (11.18) Min	.420 (10.67) Max	.375 (9.52) Max	2.014 (51.16)	(2.32)	.893 (22.68)	
D	3.48 (88.39)								2.534 (64.36)	(2.84)		
E	3.27 (83.06)	1.36 (34.54)	.57 (14.48)	1.49 (37.85)	1/4-20 UNC	.560 (14.22) Min	.560 (14.22) Min	.490 (12.45) Max	2.252 (57.20)	(2.61)	.986 (25.04)	.199 (5.05)
F	4.22 (107.19)	1.37 (34.80)	.57 (14.48)	1.53 (38.86)	1/4-20 UNC	.560 (14.22) Min	.560 (14.22) Min	.490 (12.45) Max	3.026 (76.86)	(3.50)	1.000 (25.40)	.259 (6.58)
G	3.88 (98.55)	1.50 (38.10)		2.681 (68.10)					(3.16)	1.125 (28.58)		
H	4.61 (117.09)			3.406 (86.51)					(3.88)			

979-010 BACKSHELL (INCLUDED WITH "A" OPTION)



Size	A	(B)	C	(D)	E	F	G	H Band Size
A	1.60 (40.64)	(0.60)	0.78 (19.81)	(0.39)	1.19 (30.23)	.270 (6.86)	.060 (1.52)	Glenair Micro-Band (1/8" W)
B	2.00 (50.80)	(0.90)			1.22 (30.99)			
C	1.83 (46.48)	(0.83)	0.90 (22.86)	(0.48)	1.45 (36.83)	.370 (9.40)	.135 (3.43)	
D	2.35 (59.69)	(1.24)						
E	2.00 (50.80)	(1.02)	0.99 (25.15)	(0.53)	Glenair Standard Band (1/4" W)			
F	2.71 (68.83)	(1.52)	1.00 (25.40)	1.13 (28.70)				
G	2.37 (60.20)	(1.22)	1.78 (45.21)					
H	3.09 (78.49)	(1.82)						

979-014 BACKSHELL (INCLUDED WITH "B" OPTION)



Size	A	B	C Max.	D	E	F Min.	G	H Thd.
A	1.60 (40.64)	0.78 (19.81)	1.230 (31.24)	1.140 (28.96)	0.375 (9.52)	0.65 (16.51)	0.28 (7.11)	4-40
B	2.00 (50.80)	0.78 (19.81)	1.495 (37.97)	1.140 (28.96)	0.375 (9.52)	0.92 (23.37)	0.28 (7.11)	
C	1.83 (46.48)	0.90 (22.86)	1.450 (36.83)	1.175 (29.85)	0.375 (9.52)	0.87 (22.10)	0.39 (9.91)	
D	2.35 (59.69)	0.90 (22.86)	1.840 (46.74)	1.175 (29.85)	0.375 (9.52)	1.27 (32.26)	0.39 (9.91)	
E	2.00 (50.80)	0.99 (25.15)	1.620 (41.15)	1.205 (30.61)	0.375 (9.52)	1.05 (26.67)	0.48 (12.19)	6-32
F	2.71 (68.83)	1.00 (25.40)	2.245 (57.02)	1.515 (38.48)	0.500 (12.70)	1.49 (37.85)	0.48 (12.19)	
G	2.37 (60.20)	1.13 (28.70)	1.965 (49.91)	1.515 (38.48)	0.500 (12.70)	1.21 (30.73)	0.57 (14.48)	
H	3.09 (78.49)	1.13 (28.70)	2.540 (64.52)	1.515 (38.48)	0.500 (12.70)	1.78 (45.21)	0.57 (14.48)	

MICRO-CRIMP POWERPLAY RECTANGULAR