


527-056

ARINC 600 Size 1 Backshell, EMI

- Cone-and-Ring Shield Termination
- Saddle Clamp Strain Relief



527-056

This EMI backshell fits ARINC 600 Size 1 connectors.

Backshell ports feature saddle clamp strain reliefs with cone-and-ring cable shield termination. Backshell attaches to connector insert retainer plate threaded holes. Stainless steel hardware.

CONE-AND-RING




TABLE 1 CONNECTOR CODE

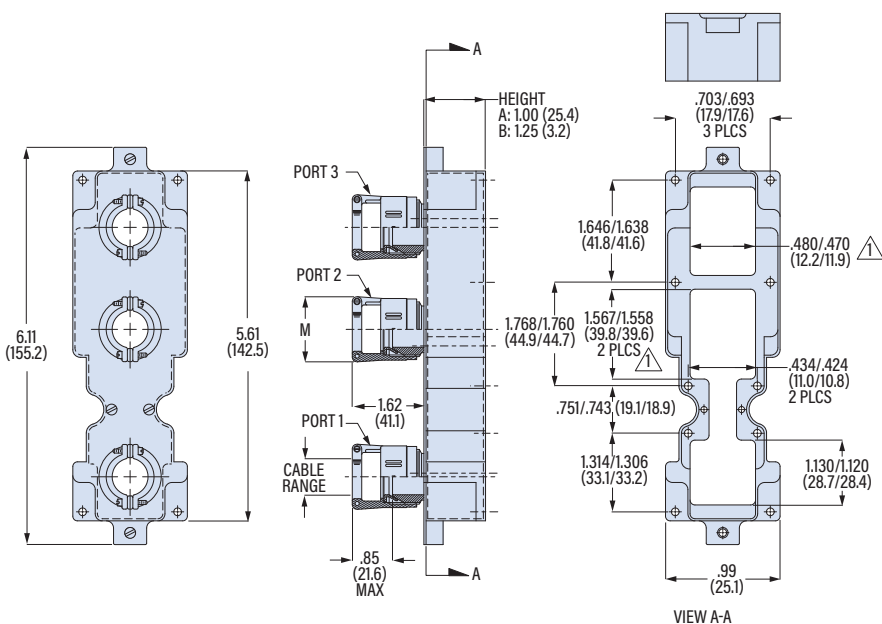
P All Manufacturers (unless listed below) Due to non-standard connector modifications this backshell may require design alterations to fit properly. Consult factory to ensure a proper fit. Remove and discard insert retainer plates

P1	ITT Cannon BKAD****322 Plug Remove and discard insert retainer plate
P2	ITT Cannon/Radiall Environmental Plug Attach backshell to insert retainer plate
P3	ITT Cannon / Boeing BACC66 Plug Remove and discard insert retainer plate
P5	Radiall / Boeing BACC66 Plug Remove and discard insert retainer plate
P6	ITT Cannon BKAC & BKAE****322 Envir. Plug Attach backshell to insert retainer plate

TABLE 2 ENTRY SIZE

Entry Size	Cable Range				M	
	in	mm	in	mm	in	mm
01	.062	1.6	.125	3.2	.781	19.8
02	.125	3.2	.250	6.4	.968	24.6
03	.250	6.4	.375	9.5	1.046	26.6
04	.312	7.9	.500	12.7	1.156	29.4
05	.375	9.5	.625	15.9	1.218	30.9

PART NUMBER	
Sample PN →	527-056 M P1 03 04 03 A
Base P/N	527-056
Finish	M Electroless Nickel MT Nickel-PTFE TZ Tin-Zinc NF Olive Drab Cadmium
Connector Code	P P1 P2 P3 P5 P6 See Table 1
Port 1 Entry Size	00 Port 1 Deleted 01 02 03 04 05 See Table 2
Port 2 Entry Size	00 Port 2 Deleted 01 02 03 04 05 See Table 2
Port 3 Entry Size	00 Port 3 Deleted 01 02 03 04 05 See Table 2
Height	A 1.00 (25.4) B 1.25 (31.8)



△ DIMENSIONS APPLY TO CONNECTOR DESIGNATOR "P"

ARINC 600 / M83527 ACCESSORIES