


D-Subminiature



289-087

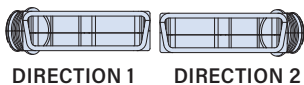
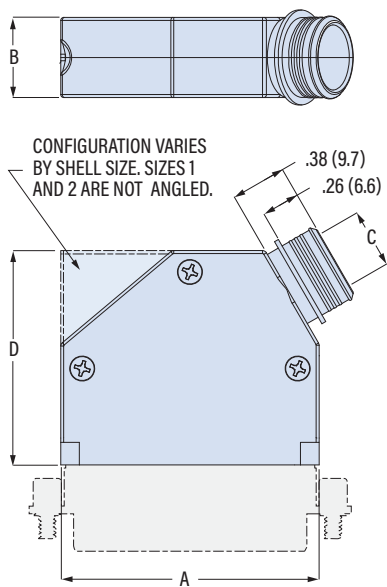
EMI Backshell, HiPer-D, Split Piggyback

- Split Backshell, HiPer-D
- Micro Band Shield Termination
- 60° Entry



289-087

This accessory fits HiPer-D connectors with backshell groove. 280-018P, 280-019S, 280-046P, 280-047S



Shell Size	A Max in	A Max mm	B Max in	B Max mm	Max Entry Size
1	.894	22.7	.550	14.0	10
2	1.218	30.9	.550	14.0	12
3	1.760	44.7	.550	14.0	16
4	2.408	61.2	.550	14.0	18
5	2.297	58.3	.654	16.6	18
6	2.422	61.5	.716	18.2	18

EMI, Micro band, lightweight, 60° entry, HiPer-D piggyback. Lightweight, low profile two piece backshell fits HiPer-D® connectors with backshell groove (280-018P, 280-019S, 280-046P, 280-047S). Terminate cable shield with optional .12" width Micro band. Compatible with Glenair Series 77 lipped heat-shrink boots. Non-environmental. Backshell has 60° cable entry angle and large diameter banding porch for large wire bundles. Aluminum with passivated stainless steel screws.

PART NUMBER

Sample PN → **289-087 MT 5 10 -1 K T**

Base P/N	289-087					
Finish	TZ	Tin-Zinc				
	MN	MegaNickel				
	JF	Cadmium, Yel. Chromate				
	M	Electroless Nickel				
	NF	Olive Drab Cadmium				
	MT	Nickel-PTFE				
	ZR	Black Zinc-Nickel				
Shell Size	1	2	3	4	5	6
Entry Size	Entry Size	C Diameter	Shell Size			
	04	.250 (6.4)	1-6			
	05	.312 (7.9)	1-6			
	06	.375 (9.5)	1-6			
	07	.438 (11.1)	1-6			
	08	.500 (12.7)	1-6			
	10	.625 (15.9)	1-6			
	12	.750 (19.1)	2-6			
	14	.875 (22.2)	3-6			
16	1.000 (25.4)	3-6				
18	1.125 (28.6)	4-6				
Entry Direction	-1	Direction 1				
	-2	Direction 2				
Band	Omit	No Band				
	K	Micro Band Included				
	J	Micro Slim Band Included				
	L	Micro-Max Band Included				
Shrink Boot	Omit	No Heatshrink Boot				
	T	Heatshrink Boot Included				

Entry Size	C Max in	C Max mm	D Max in	D Max mm	Shell Size	Shrink Boot
04	.250	6.4	1.330	33.8	1-6	809S060-1H
05	.312	7.9	1.380	35.1	1-6	809S060-2H
06	.375	9.5	1.430	36.3	1-6	809S060-2H
07	.438	11.1	1.480	37.6	1-6	809S060-2H
08	.500	12.7	1.530	38.9	1-6	809S060-3H
10	.625	15.9	1.680	42.7	1-6	809S060-3H
12	.750	19.1	1.780	45.2	2-6	809S060-4H
14	.875	22.2	1.880	47.8	3-6	809S060-5H
16	1.000	25.4	1.980	50.3	3-6	809S060-5H
18	1.125	28.6	2.080	52.8	4-6	809S060-6H

BAND OPTIONS

Terminate cable braid to backshell with optional band strap and banding tool. Pre-coiled bands are passivated stainless steel. Micro Slim bands have reduced thickness for weight reduction. Micro-Max bands are high-tension for lower-resistivity termination.

Band Type and Width	Hand Tool	Pneumatic Tool
Micro: .12 (3.0)	601-101	601-107
Micro Slim: .12 (3.0)	601-122	601-123
Micro-Max: .12 (3.0)	601-129	601-118