


Micro-D

500-147

Protective Cover, MLDM

■ For Low-Profile MLDM Micro-D



500-147

This accessory fits MLDM Low Profile Metal Shell Micro-D Connectors

500-147 protective cover fits low profile MLDM metal shell Micro-D connectors. Plug connector cover fits over connector shell and has fluorosilicone gasket. Receptacle connector cover fits inside connector shell. Aluminum or stainless steel with stainless steel hardware.

PART NUMBER

Sample PN → **500-147 M 51 R M F 5 -06**

Base P/N	500-147
Material / Finish	TZ Tin-Zinc
	JF Alum / Cadmium w/ Yel. Chromate
	M Alum / Electroless Nickel
	MT Alum / Nickel-PTFE
	ZR Alum / Black Zinc-Nickel
	Z1 SST / Passivated
	Z2 Alum / Gold
Shell Size	09 15 21 25 31 37 51 51-2
Plug/ Receptacle	P Cover for Plug Connector
	R Cover for Receptacle Connector
Hardware (Table 1)	B No Hardware (Thru-Holes)
	P Female Jackposts
	L Socket Head Jackscrews
	S Slot Head Jackscrews
Attachment Type (Table 2)	N No Attachment
	F SST Wire Rope, Nylon Jacket
	G Nylon Rope
	H SST Wire Rope, FEP Jacket
	T SST Wire Rope, No Jacket
Attachment Length	<i>Omit If No Attachment</i> Length in One Inch Increments (" 5 " = Five Inches)
Attachment Ring Dia.	<i>Omit If No Attachment</i>
	-06 Ring Dia. .125 (3.2)
	-01 .140 (3.6)
	-02 .182 (4.6)
	-04 .197 (5.0)

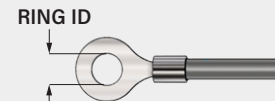


TABLE 1
HARDWARE OPTIONS

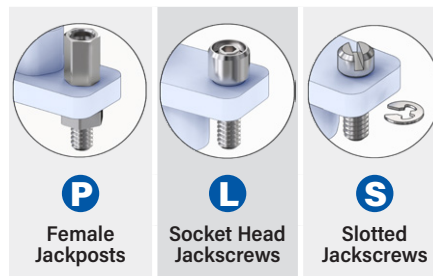



TABLE 2
ATTACHMENT TYPE



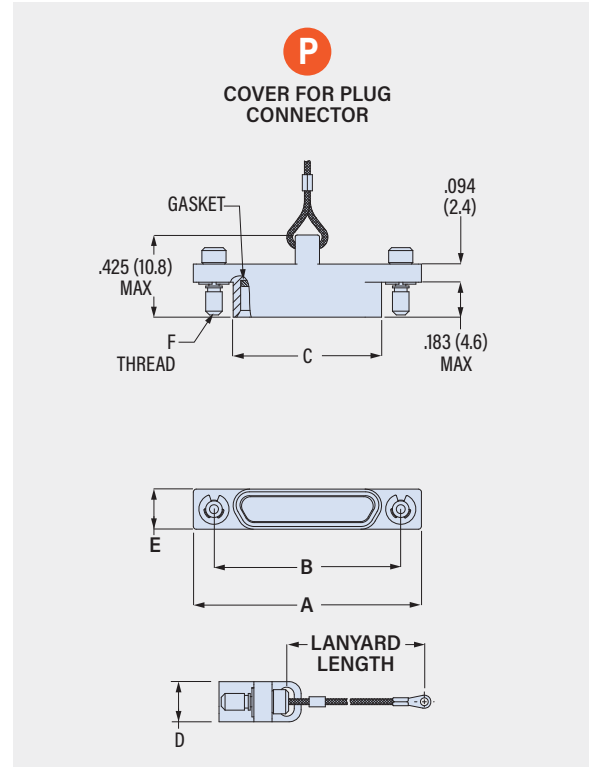
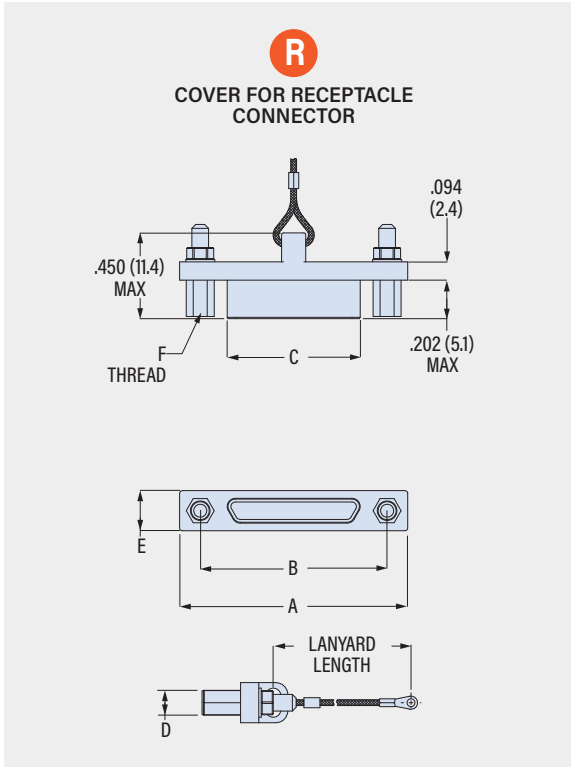
MICRO-D ACCESSORIES

Micro-D

500-147

Protective Cover, MLDM

■ For Low-Profile MLDM Micro-D



Layout	A Max		B		C Max		D Max		E Max		F Thd UNC-2
	in	mm	in	mm	in	mm	in	mm	in	mm	
09R	.788	20.0	.565	14.4	.292	7.4	.134	3.4	.218	5.5	2-56
09P	.788	20.0	.565	14.4	.380	9.7	.218	5.5	.218	5.5	2-56
15R	.938	23.8	.715	18.2	.442	11.2	.134	3.4	.218	5.5	2-56
15P	.938	23.8	.715	18.2	.530	13.5	.218	5.5	.218	5.5	2-56
21R	1.088	27.6	.865	22.0	.592	15.0	.134	3.4	.218	5.5	2-56
21P	1.088	27.6	.865	22.0	.680	17.3	.218	5.5	.218	5.5	2-56
25R	1.188	30.2	.965	24.5	.692	17.6	.134	3.4	.218	5.5	2-56
25P	1.188	30.2	.965	24.5	.780	19.8	.218	5.5	.218	5.5	2-56
31R	1.338	34.0	1.115	28.3	.842	21.4	.134	3.4	.218	5.5	2-56
31P	1.338	34.0	1.115	28.3	.930	23.6	.218	5.5	.218	5.5	2-56
37R	1.488	37.8	1.265	32.1	.992	25.2	.134	3.4	.218	5.5	2-56
37P	1.488	37.8	1.265	32.1	1.080	27.4	.218	5.5	.218	5.5	2-56
51R	1.438	36.5	1.215	30.9	.942	23.9	.177	4.5	.260	6.6	2-56
51P	1.438	36.5	1.215	30.9	1.030	26.2	.260	6.6	.260	6.6	2-56
51-2R	1.838	46.7	1.615	41.0	1.340	34.0	.134	3.4	.218	5.5	2-56
51-2P	1.838	46.7	1.615	41.0	1.425	36.2	.218	5.5	.218	5.5	2-56

MICRO-D ACCESSORIES