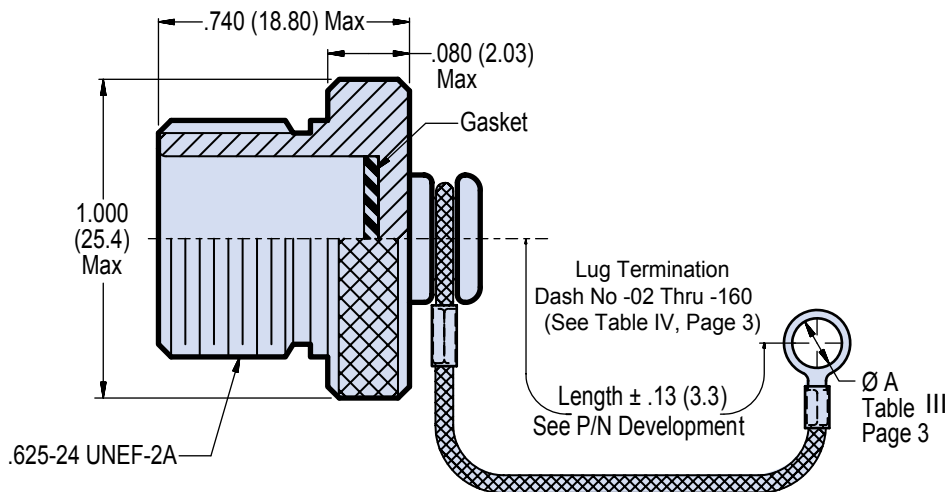
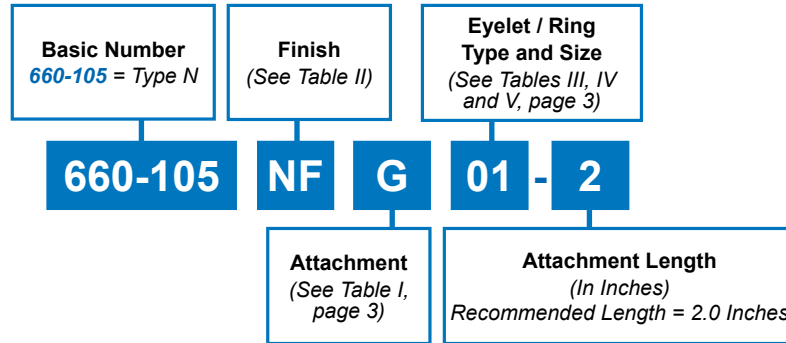
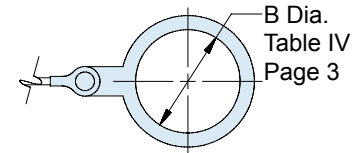


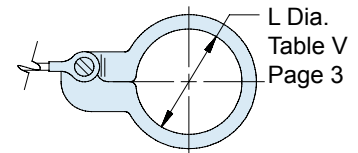
**660-105**  
**Plug Dust Cover**  
 for MIL-PRF-39012 RF Coax Type N Connectors



**SOLID RING - Style A**



**SPLIT RING - Style C**



**Table II: Materials and Finishes**

Code	Material	Finish
M	Aluminum Alloy 6061-T6	Electroless Nickel
MT		Nickel Fluoropolymer
NF		Cadmium, Olive Drab
ZR		Zinc-Nickel, Black
Z1	303 Stainless Steel	Passivate
BM	Brass	Brass - Electroless Nickel
WB		White Bronze (Non-Magnetic)

**Material and Finishes:**

Gaskets – Silicone or neoprene/N.A.  
 Attachments – See page 3  
 Covers – Aluminum alloy, brass, stainless steel/See Table II below for finishes  
 Crimp Rings and Eyelets – CRES/passivate

*Composite and other materials and finishes available.  
 Please consult factory*

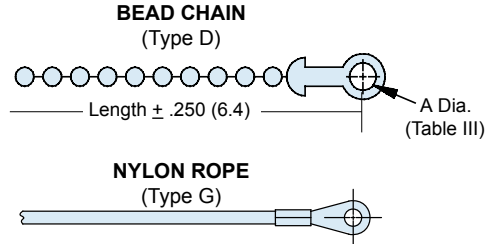
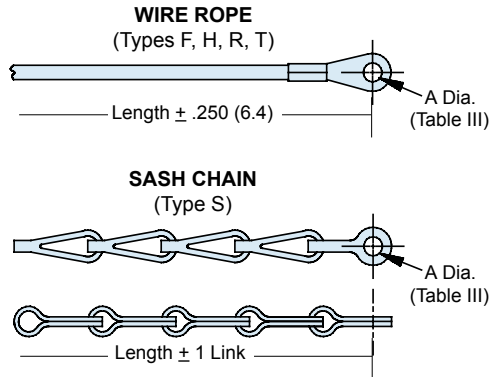
**APPLICATION NOTES**

1. Assembly identified with manufacturer's name and part number, space permitting.
2. Attachment to withstand 25 Lb. pull test.
3. A = Maximum diameter over which mandrel will rotate freely (see Table IV, page 3).
4. Metric dimensions (mm) are in parentheses.

# RF Coax Connector Protective Covers Attachment Selections, Ring and Eyelet Dimensions



Table I: Attachments	
<b>Sym</b>	<b>Chain</b>
<b>D</b>	Bead Chain, Cres, Passivate
<b>S</b>	#8 Sash Chain, Cres, Passivate
<b>Sym</b>	<b>Wire Rope</b>
<b>F</b>	Wire Rope, Nylon Jacket
<b>H</b>	Wire Rope, Fluoropolymer Jacket
<b>R</b>	Wire Rope, PVC Jacket
<b>T</b>	Wire Rope, No Jacket
<b>Sym</b>	<b>Fabric Rope</b>
<b>G</b>	Flexible Nylon Rope
<b>Sym</b>	<b>None</b>
<b>N</b>	No Attachment
<b>NB</b>	No Lanyard or Attachment Boss



**NOTES**

- Slip/Crimp Sleeve (SCS) for Type G Nylon Cord only provides "slip knot" adjustment. May be crimped for permanent attachment.
- Crimp Ferrule (CF) for Type S Wire Rope only. Supplied loose for user termination.

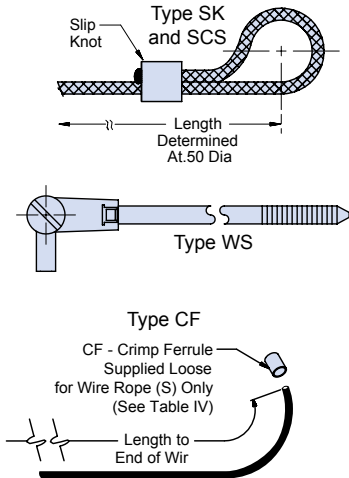


Table II: Materials and Finishes		
Code	Material	Finish
<b>M</b>	Aluminum Alloy 6061-T6	Electroless Nickel
<b>MT</b>		Nickel Fluoropolymer
<b>NF</b>		Cadmium, Olive Drab
<b>ZR</b>		Zinc-Nickel, Black
<b>ZI</b>	303 Stainless Steel	Passivate
<b>BM</b>	Brass	Brass - Electroless Nickel
<b>WB</b>		White Bronze (Non-Magnetic)

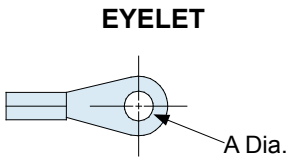


Table III: Eyelet	
Dash No.	P Dia ±.010 (0.3)
01	.140 (3.6)
04	.197 (5.0)
06	.125 (3.2)
09	.156 (4.0)
00	No Eyelet
WS	With Strap
SK	Slip Knot
SCS	Slip/Crimp Sleeve
CF	Crimp Ferrule (Loose)

**SOLID RING - Style A**

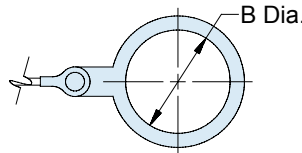


Table IV: Style A Ring Diameter	
Dash No.	N Dia ±.015 (0.4)
095	.312 (7.9)
100	.391 (9.9)
101	.516 (13.1)
102	.583 (14.8)
103	.641 (16.3)
105	.766 (19.5)
106	.896 (22.2)
107	1.016 (25.8)

**SPLIT RING - Style C**

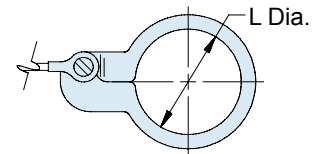


Table V: Style C Ring Diameter	
Dash No.	L Dia ±.015 (0.4)
52	.485 (12.3)
54	.640 (16.3)
56	.750 (19.1)
58	.890 (22.6)
60	1.015 (25.8)