

# RF, Microwave and Datalink Contacts

for MIL-DTL-38999, SuperNine®, Mighty Mouse and Micro-Crimp® Connectors



## Low-Loss Matched-Impedance Coaxial Contacts

### Size #8 75 Ohm Matched-Impedance Coaxial Contacts



Pin Contact



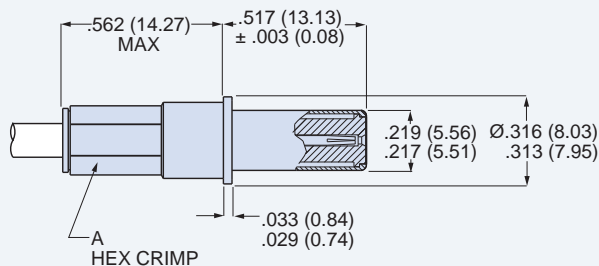
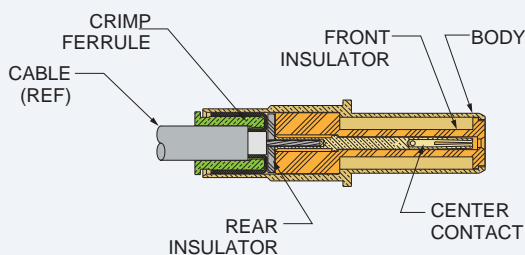
Socket Contact

Size 8 coax contacts fit aerospace-grade digital video cable. 75 ohm nominal impedance. 0-4 GHz frequency range. Crimp termination. Supplied as unassembled kit with contact body, center contact, outer ferrule and sealing boot. These snap-in, rear-release contacts fit Glenair Series 80 Mighty Mouse connectors and MIL-DTL-38999 Series I, III and IV connectors with size 8 contact cavities. Gold-plated copper alloy, fluoroplastic insulators.

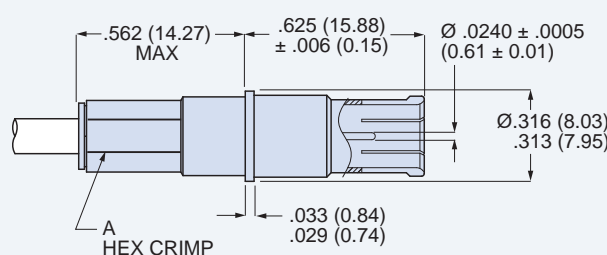
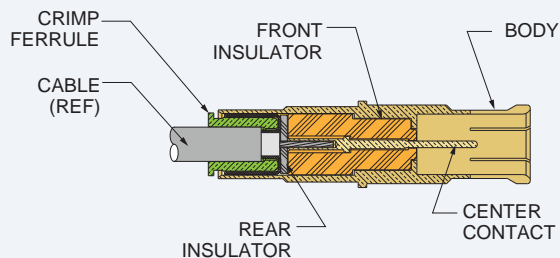
Size 8 75 Ohm Matched-Impedance Coaxial Contacts				
Cable	Pin Contact	Socket Contact	A Hex Crimp In.	mm.
V75268, V76261, V73263 (PIC™ Wire and Cable)	<b>852-056-01F</b>	<b>852-057-01F</b>	.218	5.54
RG179 (M17/94-RG179)	<b>852-056-02F</b>	<b>852-057-02F</b>	.128	3.25
V78209 (PIC™ Wire and Cable)	<b>852-082-01F</b>	<b>852-083-01F</b>	.231	5.87
LMR-240-75 (Times Microwave)	<b>852-082-02F</b>	<b>852-083-02F</b>	.231	5.87

Technical Data		
Specifications	Construction	Connector Compatibility
Operating temperature: -65°C. to +200°C. Dielectric withstanding voltage: 500 Vac rms at sea level Current rating: 1 ampere VSWR: 1.25:1 max. @ 4 GHz 75 ohm nominal impedance Durability: 500 mating cycles Shock: EIA-364-27 condition D Vibration: EIA-364-28 condition VI, letter J	<b>Center contact, body, retainer, clamp nut, ferrule:</b> copper alloy, 50 microinches gold over nickel plating <b>Front and rear insulator:</b> fluoropolymer <b>Sealing boot:</b> fluorosilicone rubber, glass-filled PEI	MIL-DTL-38999 Series I, III and IV Glenair Series 23 SuperNine® Glenair Series 80 Mighty Mouse

### Pin Contact 852-056



### Socket Contact 852-057



# RF, Microwave and Datalink Contacts

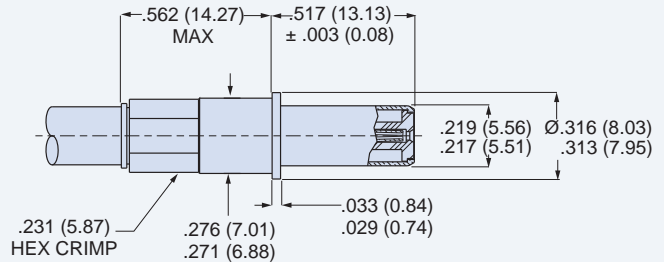
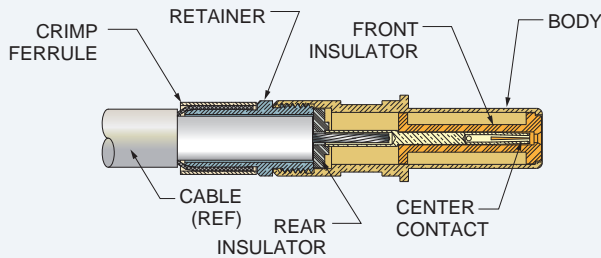
for MIL-DTL-38999, SuperNine®, Mighty Mouse and Micro-Crimp® Connectors



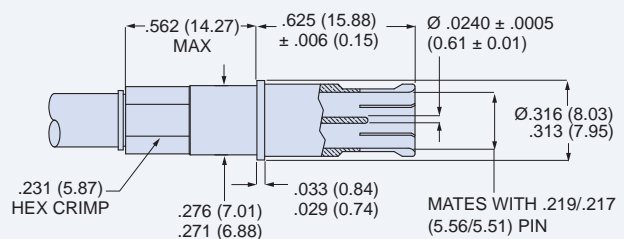
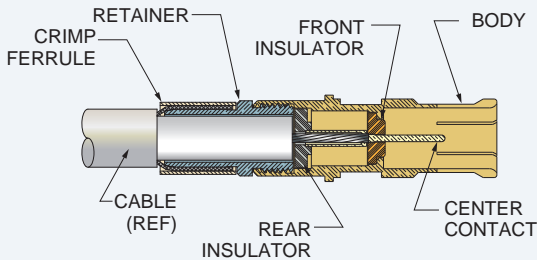
## Low-Loss Matched-Impedance Coaxial Contacts

### Size #8 75 Ohm Matched-Impedance Coaxial Contacts

#### Pin Contact 852-082



#### Socket Contact 852-083



#### Crimp Tools, Removal Tool, Assembly Instruction Sheet

Contact Part Number	Crimp Tools				Removal Tool	Assembly Instruction Sheet
	Inner Contact Crimper	Contact Positioner	Shield Crimp Sleeve Crimper	Hex Die		
852-056-01F	<b>809-015</b> (M22520/2-01)	<b>809-240</b> (M22520/2-37)	<b>809-129</b> (M22520/5-01)	<b>859-047</b> (M22520/5-45)	<b>859-049</b> (M81969/14-12)	AI85028
852-056-02F	<b>809-015</b> (M22520/2-01)	<b>809-240</b> (M22520/2-37)	<b>809-129</b> (M22520/5-01)	<b>809-130</b> (M22520/5-03)	<b>859-049</b> (M81969/14-12)	AI85059
852-057-01F	<b>809-015</b> (M22520/2-01)	<b>809-240</b> (M22520/2-37)	<b>809-129</b> (M22520/5-01)	<b>859-047</b> (M22520/5-45)	<b>859-049</b> (M81969/14-12)	AI85028
852-057-02F	<b>809-015</b> (M22520/2-01)	<b>809-240</b> (M22520/2-37)	<b>809-129</b> (M22520/5-01)	<b>809-130</b> (M22520/5-03)	<b>859-049</b> (M81969/14-12)	AI85059
852-082	<b>809-015</b> (M22520/2-01)	<b>809-240</b> (M22520/2-37)	<b>809-129</b> (M22520/5-01)	<b>859-047</b> (M22520/5-45)	<b>859-049</b> (M81969/14-12)	AI85060
852-083	<b>809-015</b> (M22520/2-01)	<b>809-240</b> (M22520/2-37)	<b>809-129</b> (M22520/5-01)	<b>859-047</b> (M22520/5-45)	<b>859-049</b> (M81969/14-12)	AI85036

#### Inner Contact Crimp Tools



#### Shield Crimp Tool



#### Hex Die

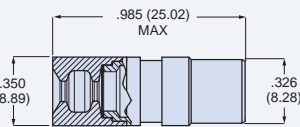



#### Removal Tool



#### Sealing Boot

Sealing boots are supplied with contacts. To order contacts less the sealing boot, remove the "F" suffix from the part number.



Wire Dia. (in.)	Wire Dia. (mm.)	Part Number
.090 – .130	2.3 – 3.3	<b>859-042-01</b>
.130 – .170	3.3 – 4.3	<b>859-042-02</b>
.170 – .205	4.3 – 5.2	<b>859-042-03</b>