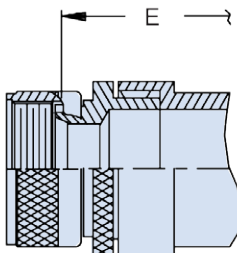
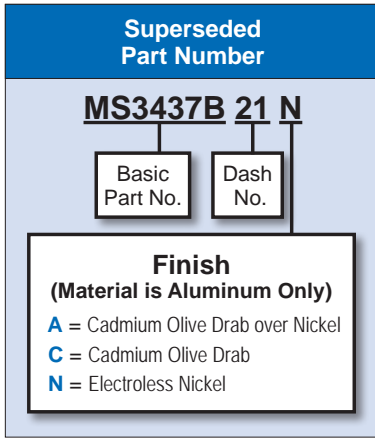


# BACKSHELLS AND ACCESSORIES FOR AS81703 SERIES 3 TYPE CONNECTORS

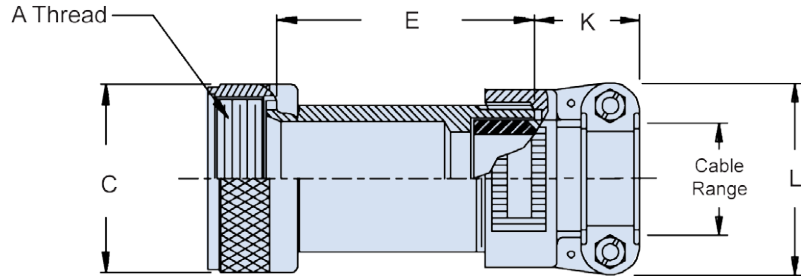
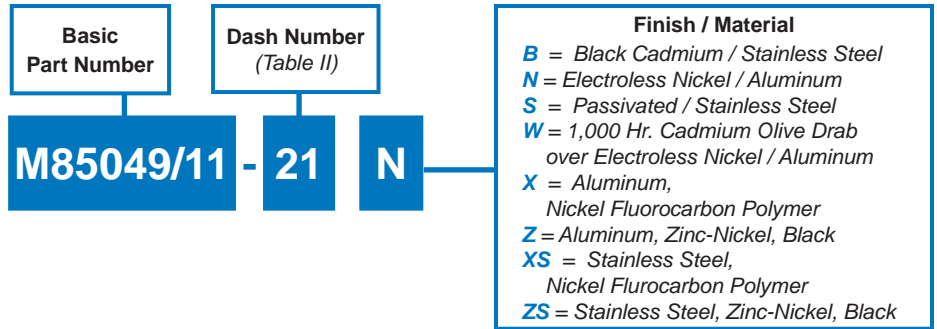
## Straight Environmental Backshell



### AS85049/11 and MS3437B



STYLE 2



STYLE 1

**TABLE I: Shell Size and Dimensions**

Dash No.	Shell Size	A Thread Class 2B	C Dia Max
3	3	.562 - 24 UNEF	.67 (17.0)
12	7	.750 - 20 UNEF	.86 (21.8)
14	12	.875 - 20 UNEF	.98 (24.9)
16	19	1.000 - 20 UNEF	1.11 (28.2)
18	27	1.062 - 18 UNEF	1.22 (31.0)
20	37	1.188 - 18 UNEF	1.34 (34.0)
61	61	1.500 - 18 UNEF	1.65 (41.9)

**TABLE II: Dash No., Style, Shell Size, Dimensions and Cable Range**

Dash No.	Shell Size	Style	Dimensions				
			E Max	K Ref	L Max	Cable Range	
						Min	Max
01	3	1	2.125 (54.0)	1.027 (26.1)	.957 (24.3)	.125(3.2)	.250(6.4)
02	3	1	3.125 (79.4)	1.027 (26.1)	.957 (24.3)	.125(3.2)	.250(6.4)
03	3	2	2.875 (73.0)	1.027 (26.1)	1.145 (29.1)	.250(6.4)	.437 (11.1)
04	3	2	3.875 (98.4)	1.027 (26.1)	1.145 (29.1)	.250(6.4)	.437 (11.1)
13	12	1	2.125 (54.0)	1.027 (26.1)	1.145 (29.1)	.250(6.4)	.437 (11.1)
14	12	1	3.125 (79.4)	1.027 (26.1)	1.145 (29.1)	.250(6.4)	.437 (11.1)
15	12	2	2.875 (73.0)	1.027 (26.1)	1.332 (33.8)	.350(8.9)	.625 (15.9)
16	12	2	3.875 (98.4)	1.027 (26.1)	1.332 (33.8)	.350(8.9)	.625 (15.9)
103	61	1	3.125 (79.4)	1.059 (26.9)	1.551 (39.4)	.500 (12.7)	.750 (19.1)
104	61	1	4.125 (104.8)	1.059 (26.1)	1.551 (39.4)	.500 (12.7)	.750 (19.1)
105	61	1	3.125 (79.4)	1.156 (29.4)	1.770 (45.0)	.625 (15.9)	.937 (23.8)
106	61	1	4.125 (104.8)	1.156 (29.4)	1.770 (45.0)	.625 (15.9)	.937 (23.8)
107	61	2	3.875 (98.4)	1.375 (34.9)	2.113 (53.7)	.875 (22.2)	1.250 (31.8)
108	61	2	4.875 (123.8)	1.375 (34.9)	2.113 (53.7)	.875 (22.2)	1.250 (31.8)
109	61	2	3.875 (98.4)	1.500 (38.1)	2.363 (60.0)	1.000 (25.4)	1.375 (34.9)
110	61	2	4.875 (123.8)	1.500 (38.1)	2.363 (60.0)	1.000 (25.4)	1.375 (34.9)
111	12	1	2.125 (54.0)	1.027 (26.1)	1.332 (33.8)	.350 (8.9)	.500 (12.7)
114	12	1	2.125 (54.0)	1.027 (26.1)	.957 (24.3)	.125 (3.2)	.312 (7.9)
115	12	1	3.125 (79.4)	1.027 (26.1)	.957 (24.3)	.125 (3.2)	.312 (7.9)
138	12	1	2.125 (54.0)	1.027 (26.1)	1.332 (33.8)	.350 (8.9)	.500 (12.7)
139	12	1	3.125 (79.4)	1.027 (26.1)	1.332 (33.8)	.350 (8.9)	.500 (12.7)

**NOTES**

- For complete dimensions see the applicable Military Specification.
- Metric dimensions (mm) are in parentheses.
- Cable Range is defined as the accommodation range for the wire bundle or cable. Dimensions shown are not intended for inspection criteria.