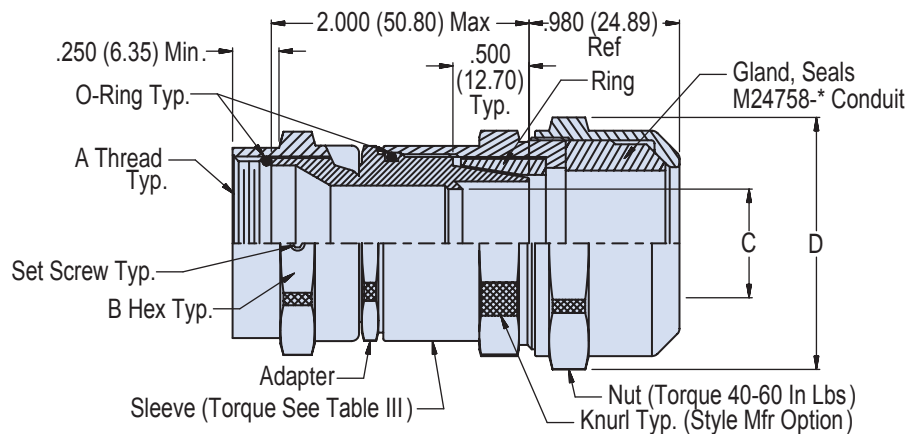
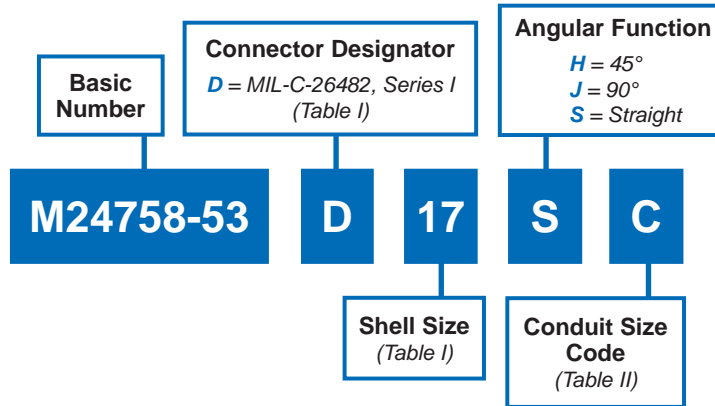
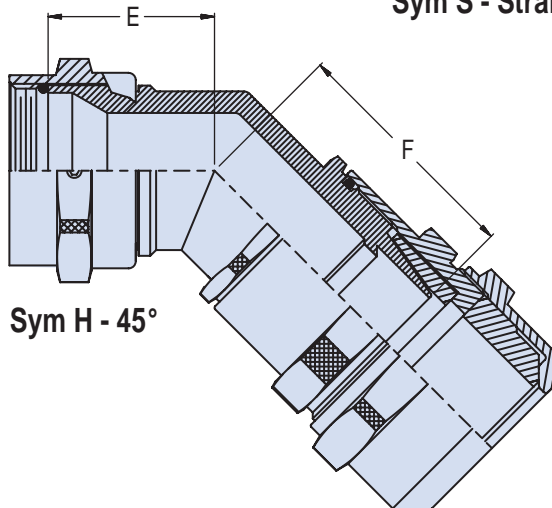


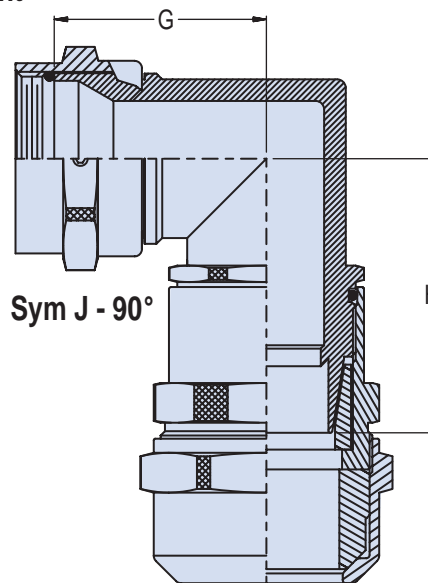
**A**



**Sym S - Straight**



**Sym H - 45°**



**Sym J - 90°**

**MIL-PRF-24758-53**  
**Adapter for MIL-C-26482 Series I Connectors**  
**User Installable for Glenair MIL-PRF-25758 Conduit**



MIL-PRF  
24758A

A

**TABLE I: SHELL SIZE, CONDUIT SIZE CODE AND FITTING DIMENSIONS**

SHELL SIZE	A THREAD CLASS - 2B	B HEX	E MAX	F MAX	G MAX	H MAX	MAX CONDUIT SIZE CODE (SEE NOTE 3)
08	7/16-28 UNEF	.625 (15.88)	.990 (25.15)	1.660 (42.16)	1.200 (30.48)	1.970 (50.04)	J
10	9/16-24 UNEF	.750 (19.05)	1.010 (25.65)	1.700 (43.18)	1.270 (32.26)	2.070 (52.58)	B
12	11/16-24 UNEF	.875 (22.23)	1.040 (26.42)	1.730 (43.94)	1.370 (34.80)	2.140 (54.36)	K
14	13/16-20 UNEF	1.000 (25.40)	1.080 (27.43)	1.780 (45.21)	1.440 (36.58)	2.210 (56.13)	C
16	15/16-20 UNEF	1.125 (28.58)	1.130 (28.70)	1.850 (46.99)	1.570 (39.88)	2.380 (60.45)	D
18	1 1/16-18 UNEF	1.187 (30.15)	1.130 (28.70)	1.850 (46.99)	1.570 (39.88)	2.380 (60.45)	D
20	1 3/16-18 UNEF	1.312 (33.32)	1.320 (33.53)	1.910 (48.51)	1.770 (44.96)	2.520 (64.01)	E
22	1 5/16-18 UNEF	1.437 (36.50)	1.320 (33.53)	1.910 (48.51)	1.770 (44.96)	2.520 (64.01)	E
24	1 7/16-18 UNEF	1.562 (39.67)	1.410 (35.81)	2.010 (51.04)	1.910 (48.51)	2.730 (69.34)	F

**TABLE II: Conduit Size Code**

CONDUIT SIZE CODE	C I.D.	D MAX
A	.250 (6.35)	1.140 (28.96)
J	.375 (9.53)	1.340 (34.04)
B	.500 (12.70)	1.460 (37.08)
K	.625 (15.88)	1.650 (41.91)
C	.750 (19.05)	1.780 (45.21)
D	1.000 (25.40)	2.030 (51.56)
E	1.250 (31.75)	2.280 (57.91)
F	1.500 (38.10)	2.530 (64.26)
G	2.000 (50.80)	3.140 (79.76)
H	2.500 (63.50)	3.650 (92.71)
L	3.000 (76.20)	4.150 (105.41)

**TABLE III: Recommended Sleeve Torque**

CONDUIT SIZE CODE	± 5 INCH POUNDS
A	120
B	140
C	150
D	170
E	170
F	170
G	170
H	170
J	120
K	140
L	170

**APPLICATION NOTES**

1. Assembly identified with manufacturer's name and part number and classification code 490, space permitting.
2. Glenair 600 Series Backshell Assembly Tools are recommended for assembly and installation.
3. When maximum Conduit Size Code is exceeded, dimensions E, F, G and H may be exceeded. Consult factory for dimensions.
4. Material / Finish:  
Coupling nuts, adapters, nuts, sleeves, elbows and rings - 316L SST/  
Electroless nickel, matte finish.  
O-Rings and gland - Silicone rubber/NA
5. Metric dimensions (mm) are indicated in parentheses.