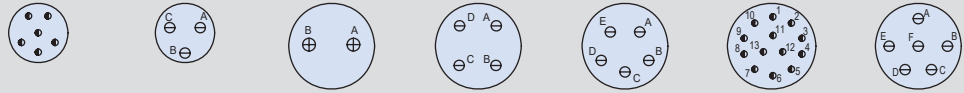


MIL-DTL-38999 Series III Type MIL-STD-1560 standard contact arrangements

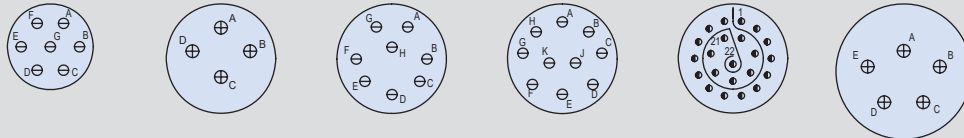
All views are pin face

Contact Legend
#22D • #16 ⊕
#20 ⊖ #12 ◐



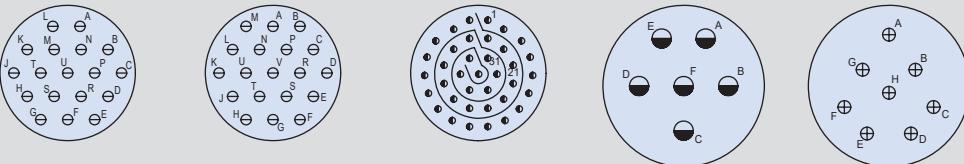
Insert Arrangement	9-35	9-98	11-2	11-4	11-5	11-35	11-98
No. of Contacts	6	3	2	4	5	13	6
Contact Size	#22D	#20	#16	#20	#20	#22D	#20
Service Rating	M	I	I	I	I	M	I

Contact Legend
#22D • #16 ⊕
#20 ⊖ #12 ◐



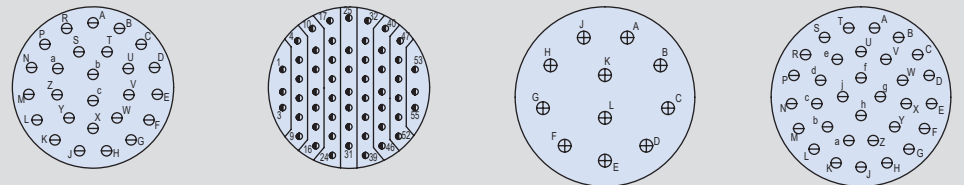
Insert Arrangement	11-99	13-4	13-8	13-98	13-35	15-5
No. of Contacts	7	4	8	10	22	5
Contact Size	#20	#16	#20	#20	#22D	#16
Service Rating	I	I	I	I	M	II

Contact Legend
#22D • #16 ⊕
#20 ⊖ #12 ◐



Insert Arrangement	15-18	15-19	15-35	17-6	17-8
No. of Contacts	18	19	37	6	8
Contact Size	#20	#20	#22D	#12	#16
Service Rating	I	I	M	I	II

Contact Legend
#22D • #16 ⊕
#20 ⊖ #12 ◐

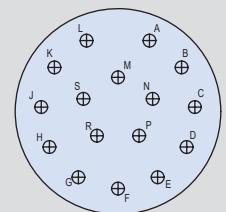
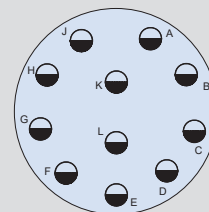
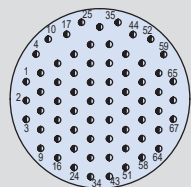
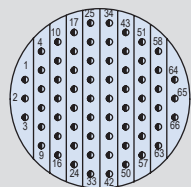


Insert Arrangement	17-26	17-35	19-11	19-32
No. of Contacts	26	55	11	32
Contact Size	#20	#22D	#16	#20
Service Rating	I	M	II	I

MIL-DTL-38999 Series III Type

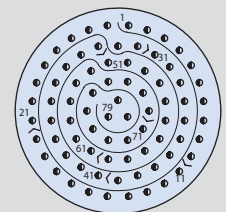
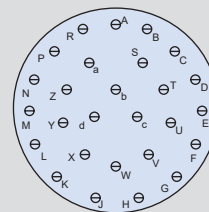
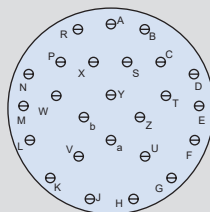
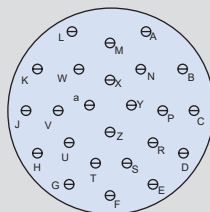
MIL-STD-1560 standard contact arrangements

Contact Legend
 #22D • #16 ⊕
 #20 ⊖ #12 ◐



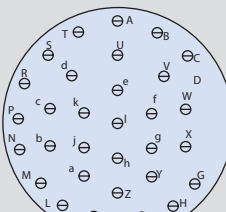
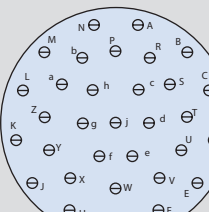
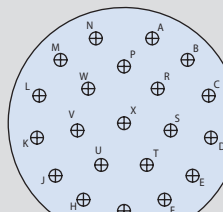
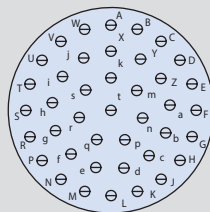
Insert Arrangement	19-35	19-45	21-11	21-16
No. of Contacts	66	67	11	16
Contact Size	#22D	#22D	#12	#16
Service Rating	M	M	I	II

Contact Legend
 #22D • #16 ⊕
 #20 ⊖ #12 ◐



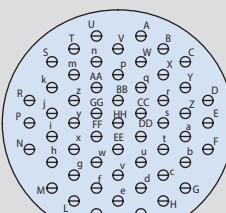
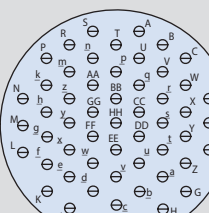
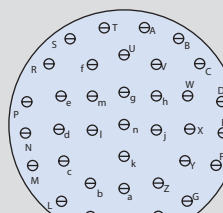
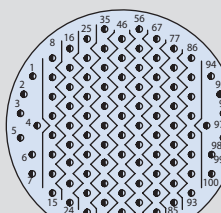
Insert Arrangement	21-24	21-25	21-27	21-35
No. of Contacts	24	25	27	79
Contact Size	#20	#20	#20	#22D
Service Rating	I	I	I	M

Contact Legend
 #22D • #16 ⊕
 #20 ⊖ #12 ◐



Insert Arrangement	21-41	23-21	23-32	23-34
No. of Contacts	41	21	32	34
Contact Size	#20	#16	#20	#20
Service Rating	I	II	I	I

Contact Legend
 #22D • #16 ⊕
 #20 ⊖ #12 ◐

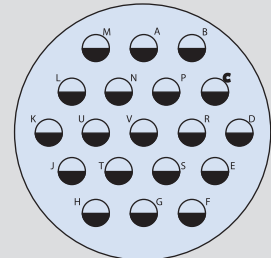
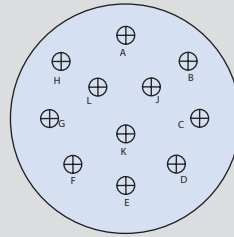
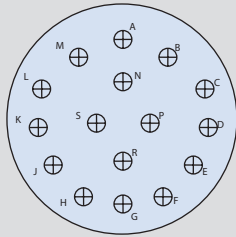


Insert Arrangement	23-35	23-36	23-53	23-55
No. of Contacts	100	36	53	55
Contact Size	#22D	#20	#20	#20
Service Rating	M	I	I	I

MIL-DTL-38999 Series III Type

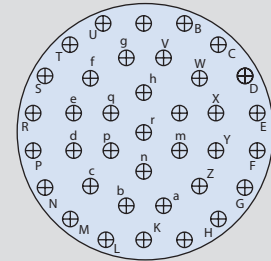
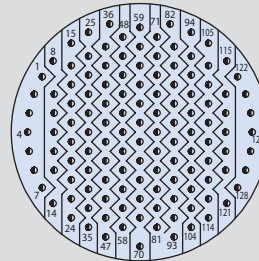
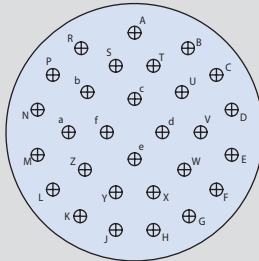
MIL-STD-1560 standard contact arrangements

Contact Legend
 #22D • #16 ⊕
 #20 ⊖ #12 ●



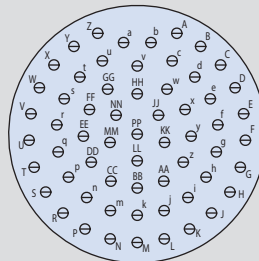
Insert Arrangement	23-97	23-99	25-19
No. of Contacts	16	11	19
Contact Size	#16	#16	#12
Service Rating	I	II	I

Contact Legend
 #22D • #16 ⊕
 #20 ⊖ #12 ●



Insert Arrangement	25-29	25-35	25-37
No. of Contacts	29	128	37
Contact Size	#16	#22D	#16
Service Rating	I	M	II

Contact Legend
 #22D • #16 ⊕
 #20 ⊖ #12 ●



Insert Arrangement	25-61
No. of Contacts	61
Contact Size	#20
Service Rating	I

Service Rating	Test Voltage AC RMS 60Hz IAW MIL-DTL-38999							
	Sea Level		50,000 Ft.		70,000 Ft.		100,000 Ft.	
	unmated	mated	unmated	mated	unmated	mated	unmated	mated
M	1300	1300	550	800	350	800	200	800
N	1000	1000	400	600	260	600	200	600
I	1800	1800	600	1000	400	1000	200	1000
II	2300	2300	800	1000	500	1000	200	1000

Note: The provision of electrical safety factors in each particular application, including peak voltages, switching currents, transients, etc. is the responsibility of the electrical engineer.