

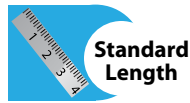


470-017

StarShield™ EMI/RFI Composite Backshell for MIL-DTL-38999 Series III and IV Connectors



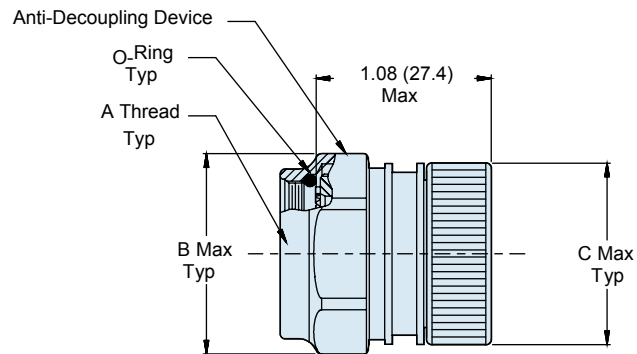
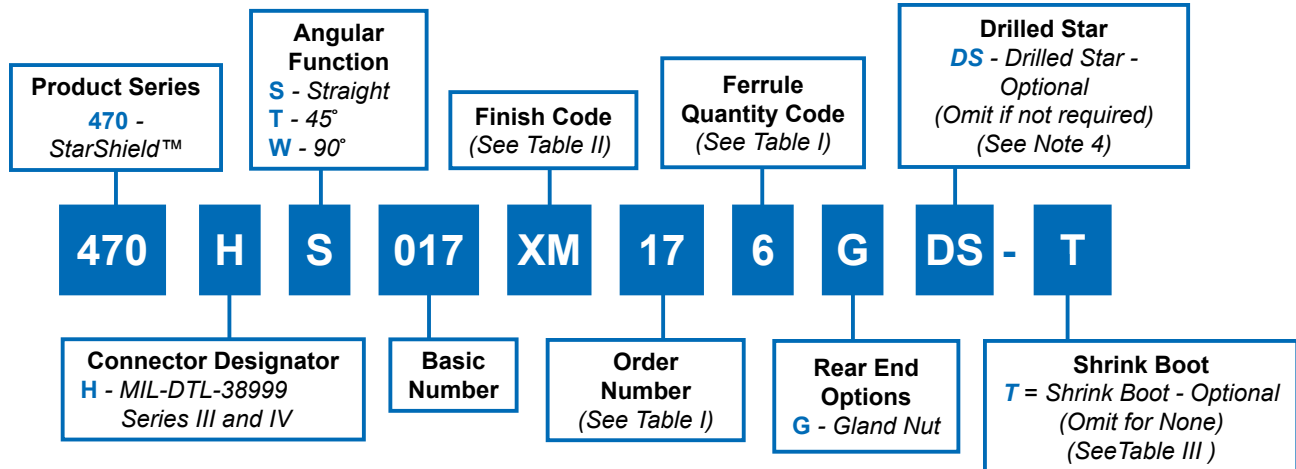
Environmental

Standard
Length

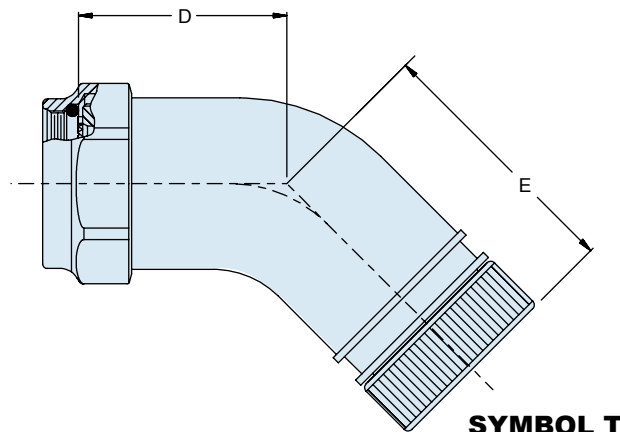
Composite

Self
LockingHigh
Ferrule Count

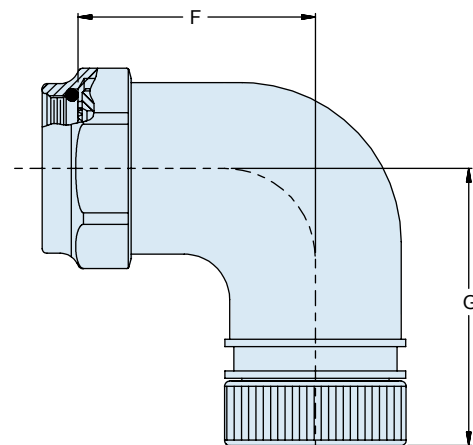
StarShield™ composite backshell with self-locking coupling and shrink boot

**SYMBOL S**

Straight

**SYMBOL T**

45°

**SYMBOL W**

90°

Dimensions in inches (millimeters) and are subject to change without notice.

470-017

StarShield™ EMI/RFI Composite Backshell for MIL-DTL-38999 Series III and IV Connectors



Table I: Dimensions

Order Number	Connector Shell Size Reference	A Thread ISO Metric	B Dia Max	C Dia Max	D Max	E Max	F Max	G Max	Ferrule Quantity (See Note 4)	
									Std.	Opt.
09	A/9	M12 X 1 - 6H	.83 (21.1)	.681 (17.30)	0.75	1.09	0.72	1.20	1	-
11	B/11	M15 X 1 - 6H	.96 (24.4)	.885 (22.48)	0.78	1.12	0.78	1.26	2	-
13	C/13	M18 X 1 - 6H	1.09 (27.7)	.917 (23.29)	0.78	1.14	0.85	1.32	3	-
15	D/15	M22 X 1 - 6H	1.22 (31.0)	1.055 (26.80)	0.78	1.17	0.91	1.39	5	-
17	E/17	M25 X 1 - 6H	1.35 (34.3)	1.173 (29.79)	0.81	1.20	0.97	1.45	6	7
19	F/19	M28 X 1 - 6H	1.48 (37.6)	1.291 (32.79)	0.82	1.21	1.03	1.51	7	-
21	G/21	M31 X 1 - 6H	1.62 (41.1)	1.409 (37.79)	0.85	1.23	1.10	1.57	9	11
23	H/23	M34 X 1 - 6H	1.75 (44.5)	1.527 (38.79)	0.89	1.27	1.16	1.64	10	13
25	J/25	M37 X 1 - 6H	1.89 (48.0)	1.665 (42.29)	0.92	1.30	1.22	1.70	12	17

Table II: Material and Finish Options

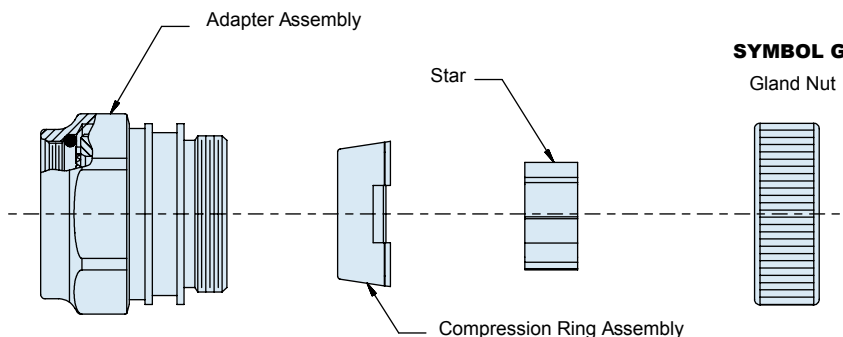
Code	Finish Description
XM	Electroless nickel
XW	Cadmium, olive drab
XZR	Zinc nickel, Black

Table III: Shrink Boot

Shell Size	Shrink Boot Ref. Part No.
09	770-001S1 04
11	770-001S1 06
13	770-001S1 06
15	770-001S1 07
17	770-001S1 07
19	770-001S1 08
21	770-001S1 08
23	770-001S1 08
25	770-001S1 09

Material/Finish:

Backshell, compression ring and star	High grade engineering thermoplastic/ see Table III
Nuts	High grade engineering thermoplastic/ color black
O-ring	Silicone/n.a.



1. Assembly identified with manufacturer's name and P/N, space permitting.
2. Glenair 600 series backshell assembly tools are recommended for assembly and installation.
3. Ferrule kit sold separately.
687-764 ferrule and HST device kit
687-809 ferrule and sealing device kit
687-748 solder ferrule
687-841-01 HST flex device
4. Star not supplied with order number 09. Drilled star is available on order numbers 15-25 only. If optional ferrule qty per Table 1 is selected, one split and one solid star will be supplied

Dimensions in inches (millimeters) and are subject to change without notice.