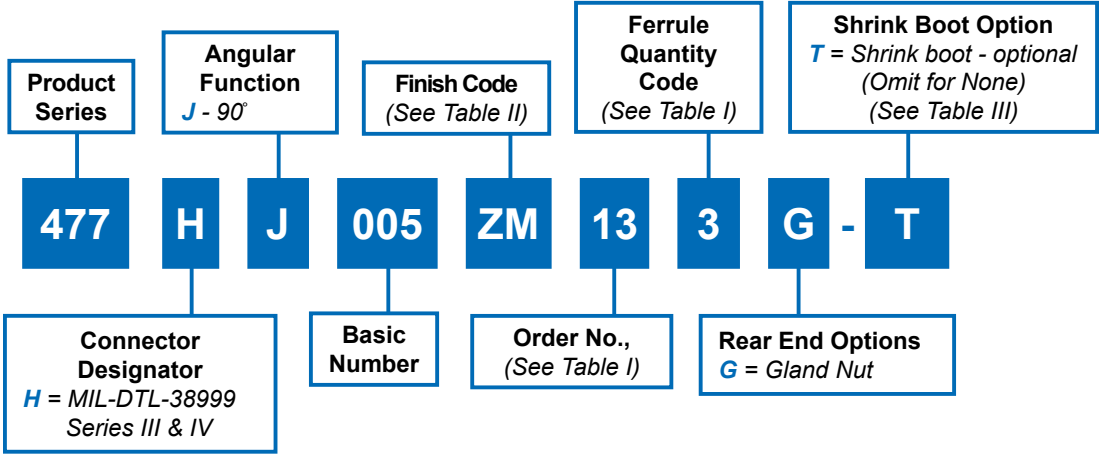


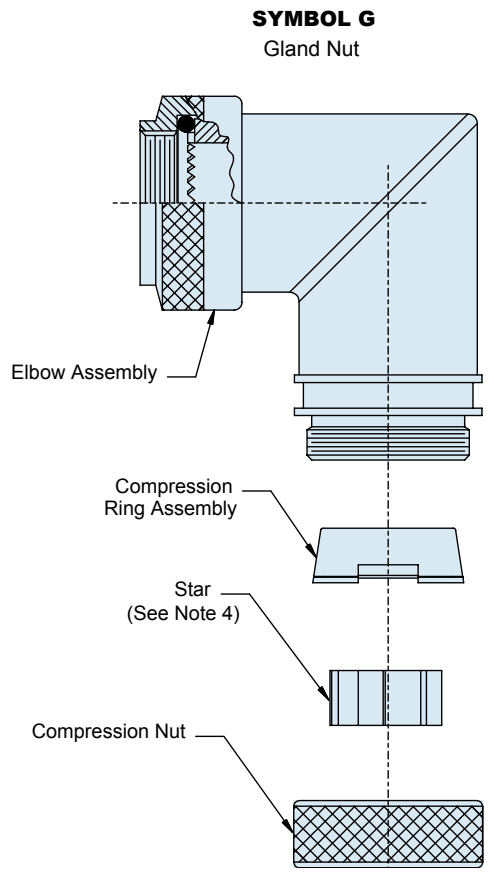
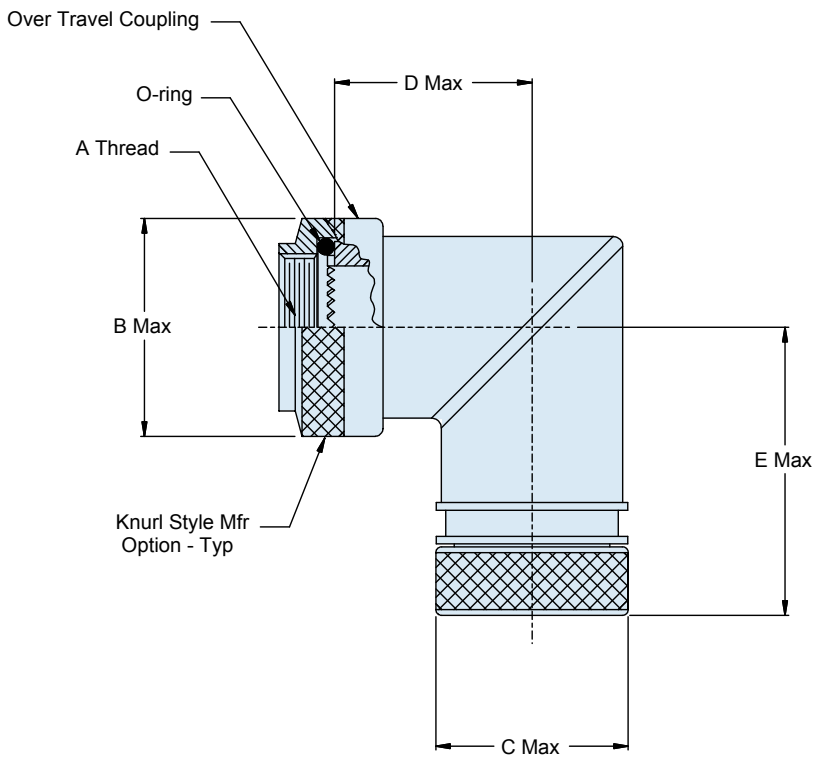
477-005
StarShield™ 90° EMI/RFI Shield Termination Backshell
For MIL-DTL-38999 Series III & IV Connectors



StarShield™ 90°, extended length, environmental backshell with self-nestor coupling



B



© 2012 Glennair, Inc. StarShield™ Zero Length Shield Termination Catalog CAGE Code 06324 Printed in U.S.A.

477-005
StarShield™ 90° EMI/RFI Shield Termination Backshell
For MIL-DTL-38999 Series III & IV Connectors



Table I: Dimensions

Order No	Connector Shell Size Ref	A Thread ISO Metric	B Dia Max	C Dia Max	D Max	E Max	Ferrule Quantity
							Standard
09 ⁴	A/9	M12X 1 - 6H	.75 (19.0)	.69(17.5)	.88 (22.5)	1.20 (30.5)	1
11	B/11	M15X 1 - 6H	.87 (22.0)	.85(21.5)	.94 (24.0)	1.26 (32.0)	2
13	C/13	M18 X 1 - 6H	1.00 (25.4)	.89(22.5)	1.02 (26.0)	1.34 (34.0)	3

Table II: Material and Finish Options

Code	Material; Finish Description
M	Aluminum; electroless nickel
MT	Aluminum; nickel - PTFE
NF	Aluminum; CAD/O. D. over electroless nickel
ZN	Aluminum; zinc nickel/O. D. over electroless nickel
ZR	Aluminum; zinc nickel/black over electroless nickel (RoHS)
Z1	Stainless steel; passivate
ZM	Stainless steel; electroless nickel

Table III: Shrink Boot

Shell Size	Shrink Boot Part No.
09	770-001S1 04
11	770-001S1 06
13	770-001S1 06

Material/Finish

Elbow, coupling & gland nut, compression ring, star	CRES or Al alloy/Table II
O-ring	Silicone/n.a.

Notes:

1. Assembly identified with manufacturer's name and P/N, space permitting.
2. For effective grounding, connector with conductive finish should be used.
3. Glenair 600 series backshell assembly tools are recommended for assembly and installation.
4. Star not supplied with order number 09.
5. Ferrule kit sold separately.
 687-764 ferrule and HST device kit
 687-809 ferrule and sealing device kit
 687-748 solder ferrule
 687-841-01 HST flex device

Dimensions in inches (millimeters) and are subject to change without notice.