


**ArmorLite™ Microfilament Nickel Clad Stainless Steel
EMI/RFI Braided Shielding**





Supplemental
Product Information

ARMORLITE™

- Ultra-lightweight EMI/RFI braiding for high-temperature applications -80°C to +260°C
- Microfilament stainless steel: 70% lighter than NiCu A-A-59569
- Outstanding EMI/RFI shielding and conductivity
- Reduce shielding weight up to 70% and more
- Superior flexibility and "windowing" resistance: 90 to 95% optical coverage
- 220,000 psi (min) tensile strength
- Best performing metallic braid during lightning tests (Run to ANSI/EIA-364-75-1997 Waveform 5B)



Save weight and money every time you fly! Aircraft All-Up-Weight (AUW) has met its match: ArmorLite™ microfilament stainless steel braid saves pounds compared to standard QQ-B-575/A-A-59569 EMI/RFI shielding.



Choose user-installable microfilament tubular braid in twelve standard diameters Assemble per standard multi-branch cable shielding processes, as above.



Glenair can also offer ArmorLite™ users direct factory overbraiding services for both point-to-point as well as multi-branch assemblies.

100%
ArmorLite™

103 - 051 - 024

Diameter Dash
Number



**A single layer of ArmorLite™
Shields from 40dB to 80dB
in Frequency Ranges from
30kHz to 2.5GHz**

© 2012 Glenair, Inc. Dimensions in inches (millimeters) and are subject to change without notice. StarShield™ Zero Length Shield Termination Catalog CAGE Code 06324 Printed in U.S.A.

GLENAIR, INC. • 1211 AIR WAY • GLENDALE, CA 91201-2497 • 818-247-6000 • FAX 818-500-9912

www.glenair.com

D-7

E-Mail: sales@glenair.com

D



ArmorLite™ Microfilament Nickel Clad Stainless Steel EMI/RFI Braided Shielding

Aircraft Utilization Analysis

Comparison of ArmorLite™ nickel clad stainless steel braid to A-A-59569 Ni/Cu braid

Where is all the EMI/RFI braid deployed in a typical commercial aircraft?

Diameter (in)	L Wing	R Wing	Fwd Belly	Aft Belly	HYD Bay	Aft Barrel	Tail	V/H Stab	Totals (in)
0 - 0.25	1852.2	1852.2	0	2811.4	168.2	2015.2	2480.6	1385	12564.8
0.25 - 0.5	434.8	434.8	511.6	1034.6	257.4	506.2	958.2	1121.7	5259.3
0.5 - 0.75	0	0	260.9	223	0	184.2	392.4	152.1	1212.6
0.75 - 1.0	0	0	77.2	0	0	1198	162.2	0	1437.4
1.0 - 1.5	0	0	0	0	0	446	21	0	467

How much would all this braid weigh if it was made of 36 AWG A-A-59569 NiCu?

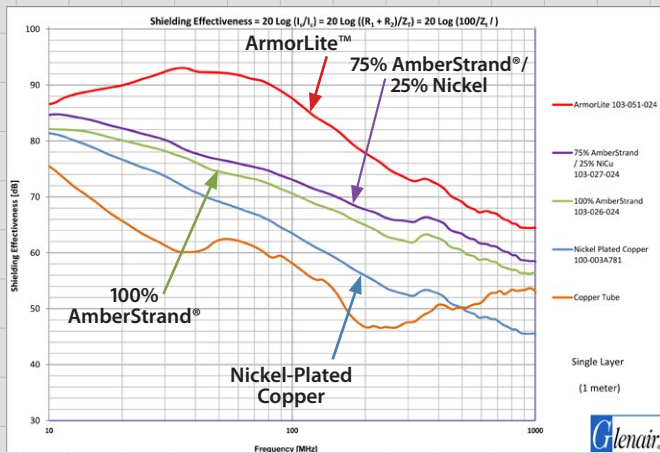
Diameter (in)	Weight (Lb/ft)	Length (in)	Weight (Lb)
0 - 0.25	0.02	12564.8	21.08
0.25 - 0.5	0.05	5259.3	21.17
0.5 - 0.75	0.07	1212.6	7.12
0.75 - 1.0	0.14	1437.4	16.88
1.0 - 1.5	0.18	467	7.05
		Total weight	73.30 Lbs

How much would all this braid weigh if it was made of ArmorLite™ Micro Stainless Steel Braided Shielding?

Diameter (in)	Weight (Lb/ft)	Length (in)	Weight (Lb)
0 - 0.25	.00507	12564.8	5.309
0.25 - 0.5	.0097	5259.3	4.251
0.5 - 0.75	.0178	1212.6	1.737
0.75 - 1.0	.0256	1437.4	3.063
1.0 - 1.5	.0368	467	1.434
		Total weight	15.794 Lbs

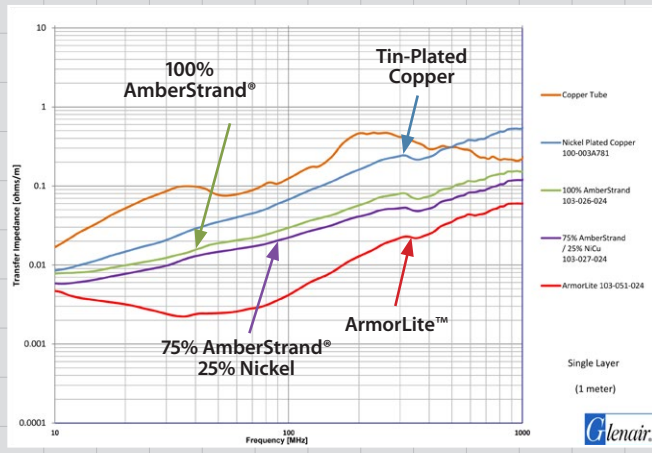
Shielding Effectiveness

For EMI/RFI Braiding Solutions - 0 MHz to 2500 MHz Range



Surface Transfer Impedance

For EMI/RFI Braiding Solutions - 0 MHz to 2500 MHz Range



D

Dimensions in inches (millimeters) and are subject to change without notice.

© 2012 Glenair, Inc.

StarShield™ Zero Length Shield Termination Catalog

CAGE Code 06324

Rev 05.22.15

Printed in U.S.A.

GLENAIR, INC. • 1211 AIR WAY • GLENDALE, CA 91201-2497 • 818-247-6000 • FAX 818-500-9912


www.glenair.com

D-8

E-Mail: sales@glenair.com

ARMORLITE™

EMI/RFI Braid: How-To-Order



103-051 ArmorLite™ Lightweight EMI/RFI Microfilament Stainless Steel Braided Shielding

- Thermal Cycling: No Adverse Effects
- Flame: Self Extinguishing
- Flex Test: 50,000 Cycles
- Salt Spray: 500 Hours
- 70+% Lighter than NiCu QQ-B-575/A-A-59569
- Enhanced EMI/RFI Electrical Performance (DC resistance 1 Ohm/ft).


Product Series

103 - 051 - 024

Dash No.
(Table I)

Specify length on purchase order. No minimums!
Additional sizes and configurations- consult factory

Glenair 107 series ground straps with ArmorLite.



The lightest ground straps
in the industry: Silver or
nickel plated




Table I			
Part Number	Inner Diameter	Ref. Wire Bundle Range	Approximate Grams Per Foot
103-051-001	.031 (0.8)	.016 (0.4)	.53
		.047 (1.2)	
103-051-002	.062 (1.6)	.040 (1.0)	1.23
		.075 (1.9)	
103-051-004	.125 (3.2)	.093 (2.4)	1.60
		.140 (3.5)	
103-051-008	.250 (6.4)	.125 (3.2)	2.35
		.312 (7.9)	
103-051-012	.375 (9.5)	.250 (6.4)	3.10
		.406 (10.3)	
103-051-016	.500 (12.7)	.375 (9.5)	4.70
		.560 (14.2)	
103-051-020	.625 (15.9)	.375 (9.5)	5.13
		.700 (17.8)	
103-051-024	.750 (19.1)	.500 (12.7)	6.19
		.800 (20.3)	
103-051-032	1.000 (25.4)	.780 (19.8)	12.3
		1.100 (27.9)	
103-051-040	1.250 (31.8)	.938 (23.8)	15.0
		1.312 (33.3)	
103-051-048	1.500 (38.1)	1.187 (30.1)	18.5
		1.590 (40.4)	
103-051-064	2.000 (50.8)	1.312 (33.3)	24.4
		2.090 (53.1)	

Dimensions in inches (millimeters) and are subject to change without notice.