



Threaded Coupling



881-029R Cable Receptacle, Solder Cup



Series 881 threaded coupling cable receptacle with solder cup contacts for soldering to wires. Thread-on rear adapter allows access to contacts. Install cable shield braid directly to connector with Band-Master Micro band. Three contact sizes are available with current ratings of 5A, 3A and 1A. Aluminum or stainless steel housings and thermoplastic insulators. Ultraminiature SuperFly® connectors are ideal for soldier systems and other applications where reduced size and weight are a must.

Shell Size and Insert Arrangements			
Insert Arrangements	No. of Contacts		
	#23 5A.	Micro 3A.	Nano 1A.
B7N	—	—	7
C10N	—	—	10
C2M2N	—	2	2
D3M	—	3	—
D2W2N	2	—	2
E3W	3	—	—
E4M	—	4	—
E19N	—	—	19
E4M4N	—	4	4
F4W	4	—	—
F7M	—	7	—
F22N	—	—	22
F4M8N	—	4	8
F4W4N	4	—	4
G7W	7	—	—
G10M	—	10	—
G31N	—	—	31
G6M10N	—	6	10
G6M12N	—	6	12
H10W	10	—	—
H37N	—	—	37
H6W14N	6	—	14
J44N	—	—	44
J7W19N	7	—	19
K19M	—	19	—
K13M19N	—	13	19
L22M	—	22	—

First letter of insert arrangement represents connector shell size, as in this example K13M19N

NOTES

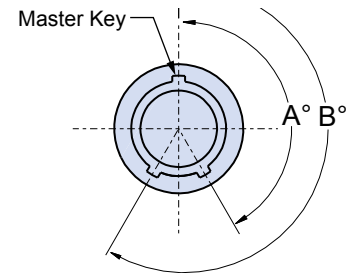
1. See Section A for insert arrangement layouts
2. See Section A for additional finish options

How To Order				
Sample Part Number	881-029R	A	-B7N	-M
Series	881-029R			
Insert Style	A = Unshrouded Contacts B = Shrouded Contacts are recessed within the insulator			
Shell Size / Insert Arr.¹	See Shell Size and Insert Arrangement Table			
Material/ Finish²	M = Aluminum/electroless nickel RoHS compliant ZR = Aluminum/zinc-nickel, non-reflective with RoHS compliant black chromate MT = Aluminum/nickel-PTFE RoHS compliant ZMT = Stainless steel/nickel-PTFE RoHS compliant			

MOD-686 POLARIZING OPTIONS

Standard SuperFly® connectors have a single master key. Versions with three keys are also available if alternate key positions are required. Add suffix code 686 to the part number per the following example: 881-018RA-B7N-M-686A

Plug Alternate Key Positions		
Suffix Code	A°	B°
686A	150°	210°
686B	75°	210°
686C	95°	230°
686D	140°	275°
686E	75°	275°
686F	95°	210°



SUITABLE WIRE RANGES

Wire Ranges		
5A (#23)	3A (Micro)	1A (Nano)
22-28 AWG	24-30 AWG	30-32 AWG



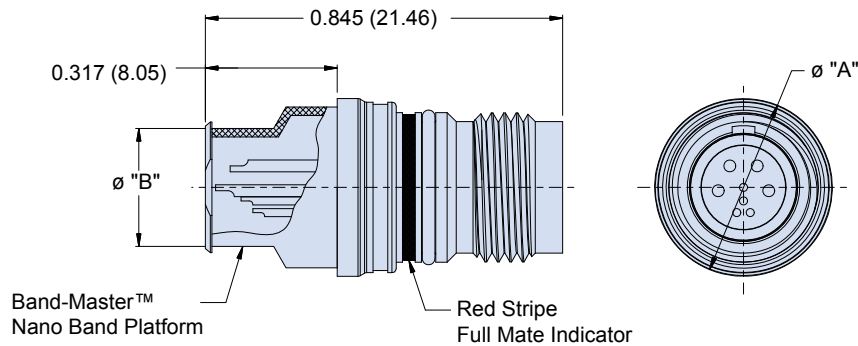
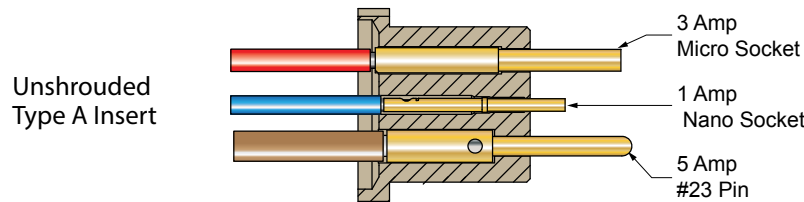
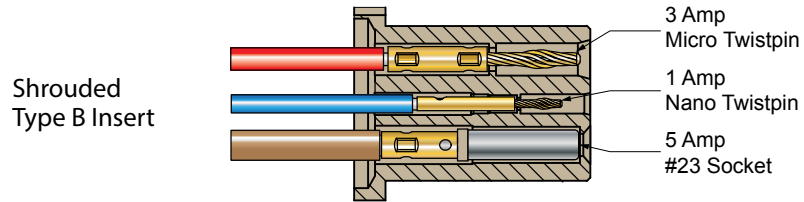
Threaded Coupling



881-029R Cable Receptacle, Solder Cup

ABOUT SHROUDED AND UNSHROUDED SUPERFLY® CONFIGURATIONS

Shrouded contacts are recessed within the insert. Unshrouded contacts extend from the insert face. Shrouded inserts contain 1 amp and 3 amp Twistpin contacts along with 5 amp socket contacts. Unshrouded inserts contain 1 amp and 3 amp sockets and 5 amp pin.



Shell Size	Dimensions			
	A Dia		B Dia.	
	In	mm	In	mm
B	0.357	9.07	0.199	5.05
C	0.377	9.58	0.224	5.69
D	0.397	10.08	0.237	6.02
E	0.416	10.57	0.263	6.68
F	0.436	11.07	0.282	7.16
G	0.456	11.58	0.304	7.72
H	0.495	12.57	0.341	8.66
J	0.535	13.59	0.369	9.37
K	0.555	14.10	0.391	9.93
L	0.594	15.09	0.430	10.92