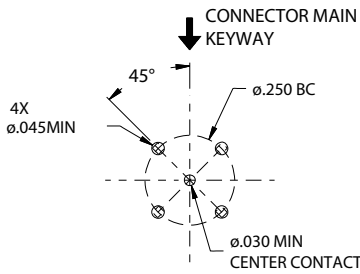


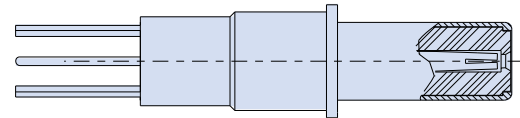
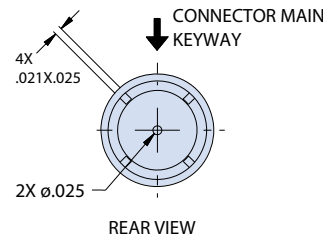
MIL-DTL-38999 Series III Type Environmental Connectors
Shielded PC tail contacts - PCB footprints

HIGH-SPEED CONNECTORS

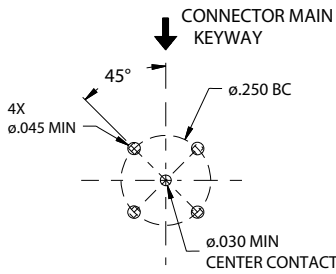
SIZE 8 COAX CONTACT



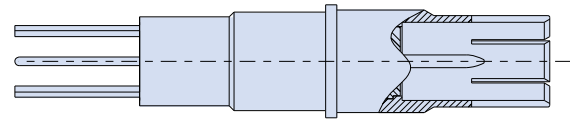
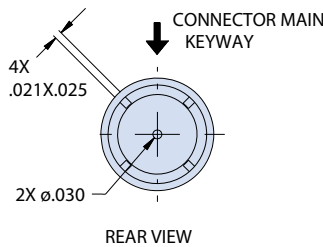
RECOMMENDED CO-AX PCB LAYOUT



SIZE #8 CO-AX PIN, PC TAIL DETAIL
 C = INTERFACE PER M39029/60 (50 OHM)
 C1 = INTERFACE PER 852-056 (75 OHM)

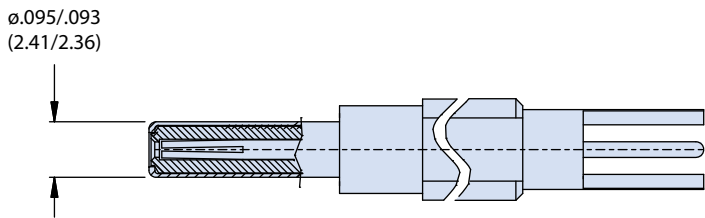


RECOMMENDED CO-AX PCB LAYOUT



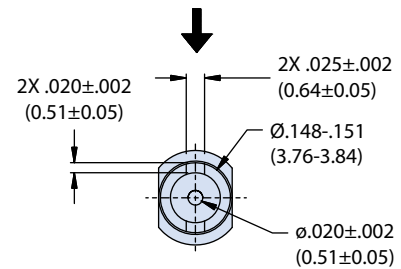
SIZE #8 CO-AX SOCKET, PC TAIL DETAIL
 C = INTERFACE PER M39029/59 (50 OHM)
 C1 = INTERFACE PER 852-057 (75 OHM)

SIZE 12 COAX CONTACT

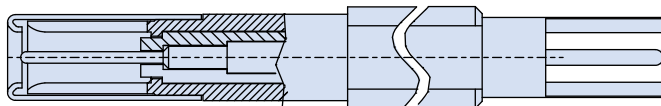


SIZE #12 COAX CONTACT PIN, PC TAIL DETAIL
 INTERFACE PER M39029/102

CONNECTOR MAIN KEYWAY

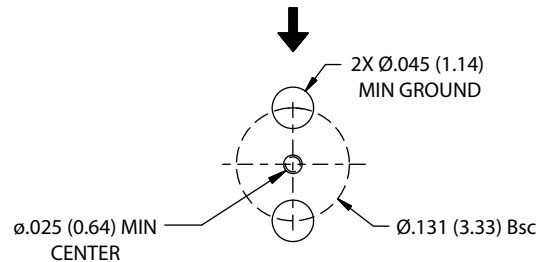


CONTACT REAR VIEW AND INTERFACE REQUIREMENTS



SIZE #12 COAX CONTACT SOCKET, PC TAIL DETAIL
 INTERFACE PER M39029/103

CONNECTOR MAIN KEYWAY

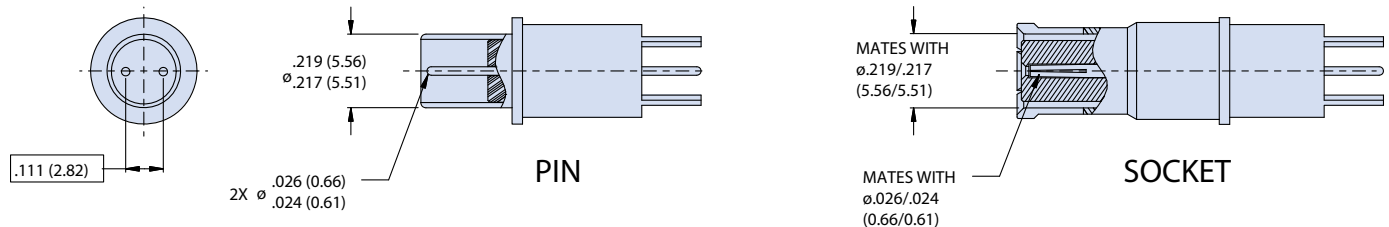


RECOMMENDED PCB FOOTPRINT

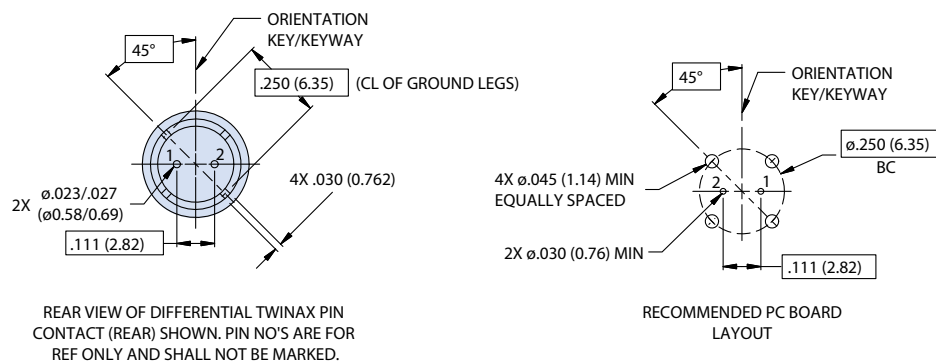
MIL-DTL-38999 Series III Type Environmental Connectors
Shielded PC tail contacts - PCB footprints

HIGH-SPEED CONNECTORS

DIFFERENTIAL TWINAX



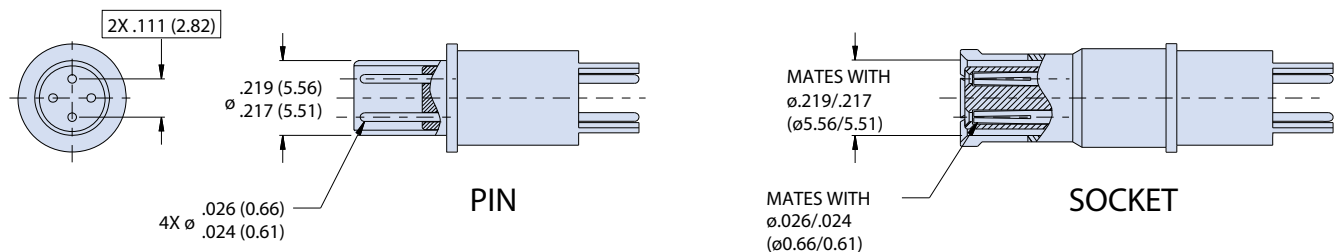
TWINAX CONTACT DETAILS



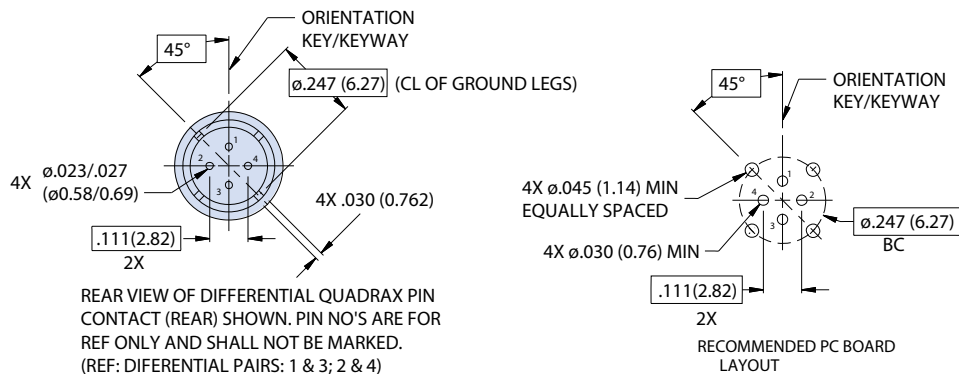
REAR VIEW OF DIFFERENTIAL TWINAX PIN CONTACT (REAR SHOWN. PIN NO'S ARE FOR REF ONLY AND SHALL NOT BE MARKED.)

RECOMMENDED PC BOARD LAYOUT

QUADRAX



QUADRAX CONTACT DETAILS



REAR VIEW OF DIFFERENTIAL QUADRAX PIN CONTACT (REAR SHOWN. PIN NO'S ARE FOR REF ONLY AND SHALL NOT BE MARKED. (REF: DIFFERENTIAL PAIRS: 1 & 3; 2 & 4)

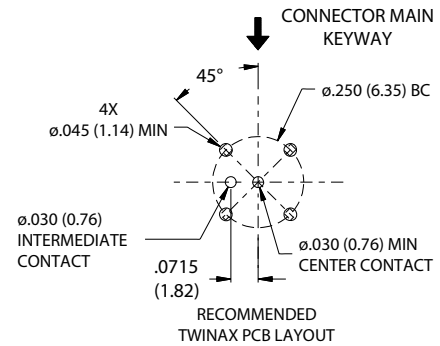
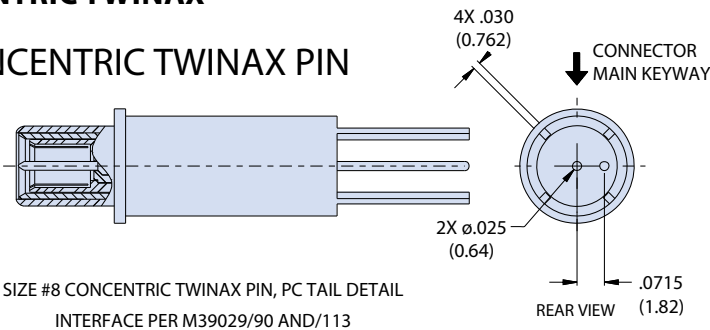
RECOMMENDED PC BOARD LAYOUT

MIL-DTL-38999 Series III Type Environmental Connectors
Shielded PC tail contacts - dimensions and footprints

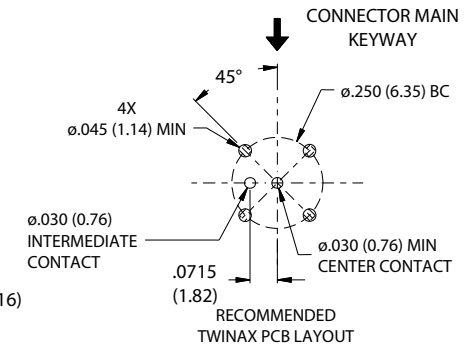
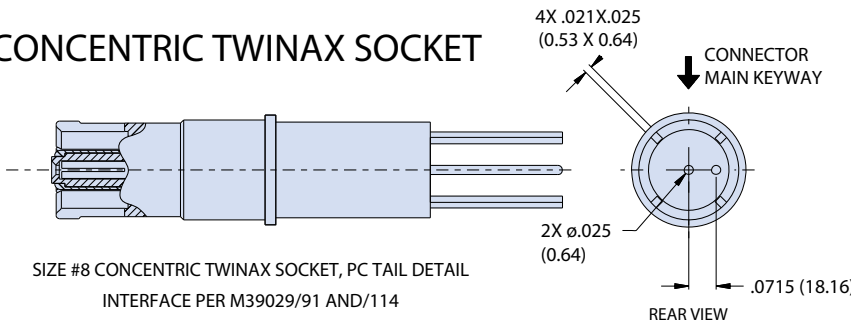
HIGH-SPEED CONNECTORS

CONCENTRIC TWINAX

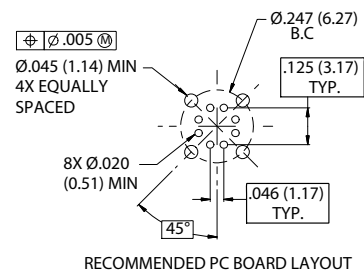
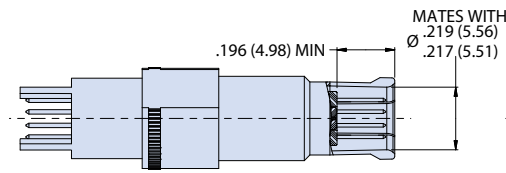
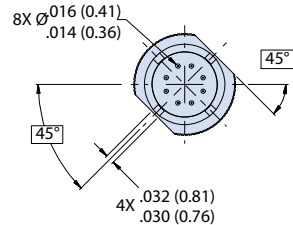
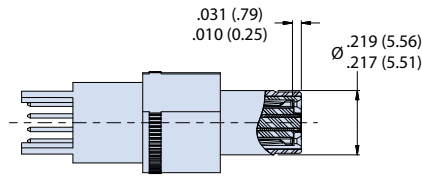
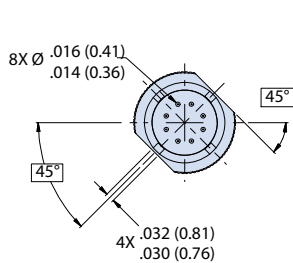
CONCENTRIC TWINAX PIN



CONCENTRIC TWINAX SOCKET



EL OCHITO®



For optimal performance, see Glenair Application Note AN0002.