

MIL-DTL-38999 Series III Type Environmental Connectors
377-119 SpeedMaster™ multi-function backshell adapter

HIGH-SPEED CONNECTORS

Part Number Development													
Sample Part Number	377				N	S	119	MT	11	06	4	G	01
Series	377 = Series 37 Aluminum Alloy Backshells												
Connector Designator*	N = Glenair SpeedMaster™ Connector												
Angular Function	S = Straight N = 90° Solid Elbow M = 45° Solid Elbow												
Basic No.	119												
Material/Finish	See Finish Table												
Shell Size	11, 19, 21, 25												
Optional Entry Size	See Optional Entry Size Table												
Length	In 1/2 Inch Increments; e.g. 4 = 2 inches (see note 2)												
Adapter Style	G = Gland Nut K = Tubing Adapter with Nut, Glenair PEEK B = Banding Adapter 601 Series Band Supplied with Backshell												
Cable Diameter	See Cable Diameter Table												

Dimensions											
Shell Size	A Thread ISO Metric	B Max	D Max	E Max	F Max	G Max	H Ref	J Flats	Conduit Size Ref	Insert Identification	No. of Holes
11	M15 X 1 - 6H	1.06 (26.92)	1.78 (45.21)	1.93 (49.02)	1.33 (33.78)	1.56 (39.62)	.54 (13.72)	.938 (23.83)	7/16	11-1	1
19	M28 X 1 - 6H	1.54 (39.12)	2.11 (53.59)	2.18 (55.37)	1.54 (39.12)	1.77 (44.96)	1.00 (25.40)	1.250 (31.75)	3/4	19-3	3
21	M31 X 1 - 6H	1.67 (42.42)	2.07 (52.58)	2.25 (57.15)	1.61 (40.89)	1.84 (46.74)	1.00 (25.40)	1.500 (38.10)	7/8	21-4	4
25	M37 X 1 - 6H	2.12 (53.85)	2.19 (55.63)	2.19 (55.63)	1.73 (43.94)	1.96 (49.78)	1.27 (32.26)	1.812 (46.02)	1	25-7	7

Optional Entry Size		
Entry Size	C Ref Sym K	Opt. Conduit Size Ref.
06	.330 (8.38)	7/16
07	.390 (9.91)	1/2
08	.515 (13.10)	5/8
10	.640 (16.26)	3/4
11	.640 (16.26)	3/4
13	.765 (19.43)	7/8
15	.890 (22.61)	1
17	1.125 (28.58)	1 1/4

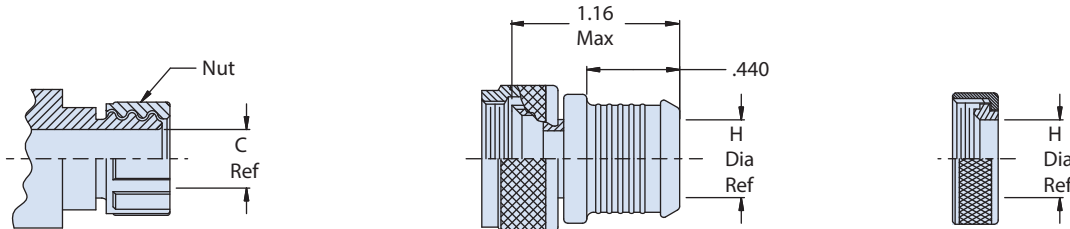
Cable Diameter		
Entry Size	P Approx	Cable Accomodation (Ref)
01	.280 (7.11)	963-003-24, 963-037, 963-033-24
07	.220 (5.59)	963-003-26, 963-033-26

Finish Table		
Sym	Finish Description	
M	Aluminum alloy	Electroless nickel
MT		Nickel - PTFE
NF		Cad/O.D. over electroless nickel (100 hour salt spray)

MIL-DTL-38999 Series III Type Environmental Connectors

377-119 SpeedMaster™ multi-function backshell adapter

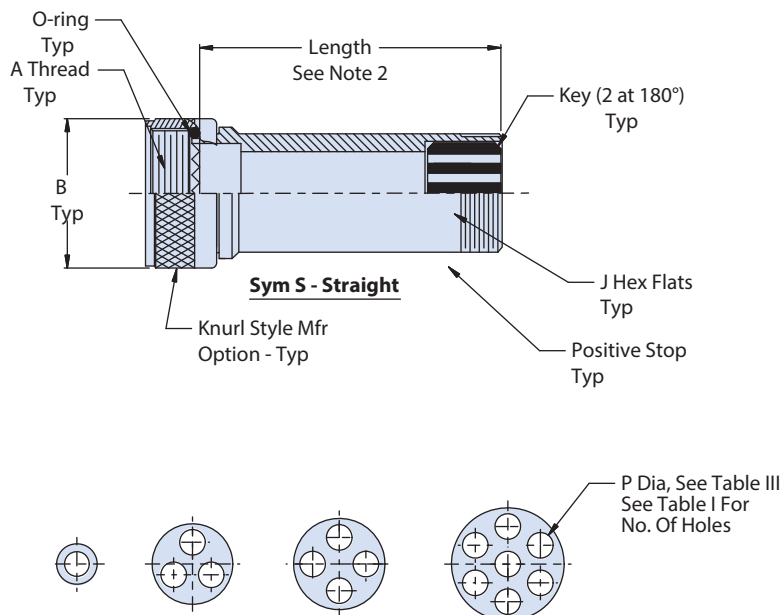
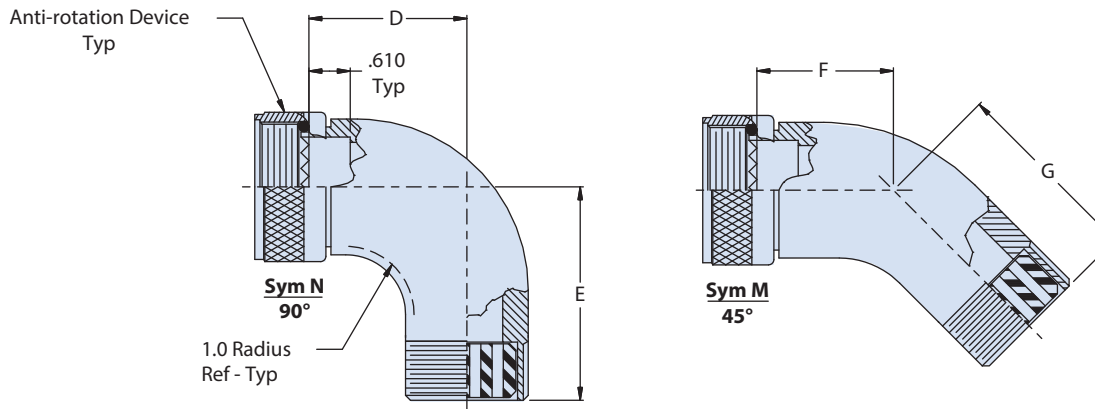
HIGH-SPEED CONNECTORS



K - Peek Tubing Adapter with Nut

B - Banding Adapter

G - Gland Nut



NOTES

1. Glenair 600 series backshell assembly tools are recommended for assembly and installation
2. Standard min. order length 1.5 inch, consult factory for shorter lengths
3. Material:
 - Adapters, elbows, ferrules, coupling nut, nut: aluminum alloy/see finish table
 - Grommet, O-ring: fluorosilicone/N.A.
 - Anti-rotation device: corrosion resistant material/N.A.