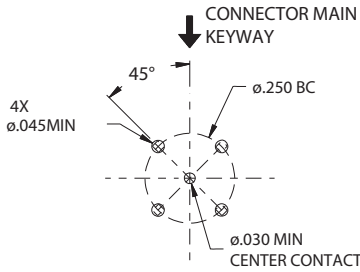


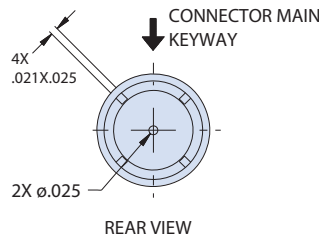
Shielded PC tail contacts - PCB footprints

MIL-DTL-38999 Series III type

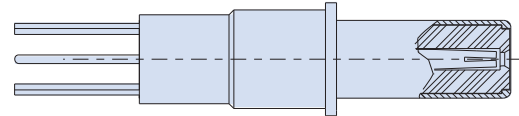
SIZE 8 COAX CONTACT



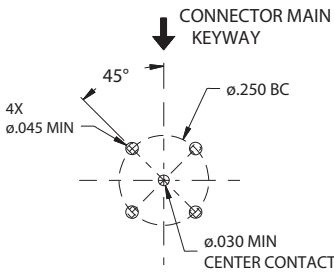
RECOMMENDED CO-AX PCB LAYOUT



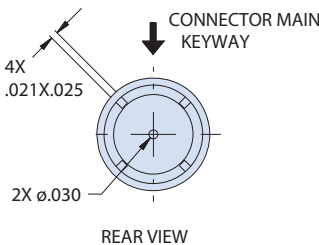
REAR VIEW



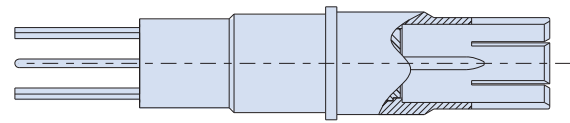
SIZE #8 CO-AX PIN, PC TAIL DETAIL
INTERFACE PER M39029/60



RECOMMENDED CO-AX PCB LAYOUT

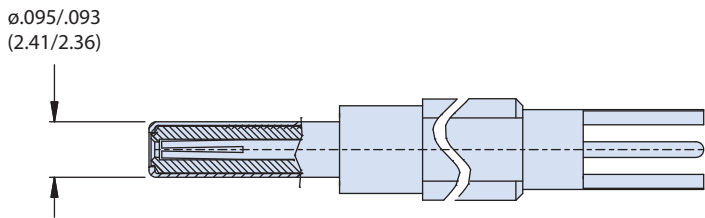


REAR VIEW

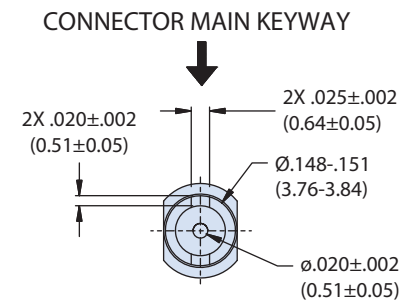


SIZE #8 CO-AX SOCKET, PC TAIL DETAIL
INTERFACE PER M39029/59
(CONTACT FACTORY FOR OTHER INTERFACE)

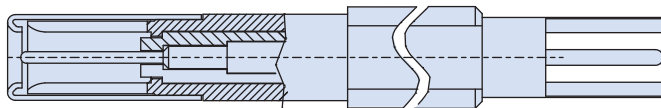
SIZE 12 COAX CONTACT



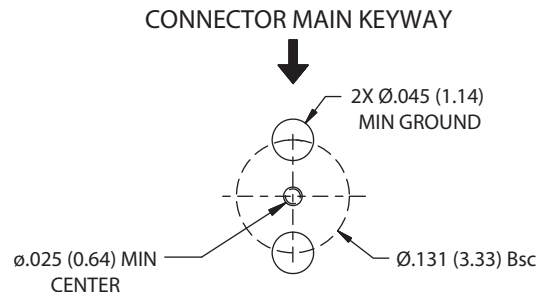
SIZE #12 COAX CONTACT PIN, PC TAIL DETAIL
INTERFACE PER M39029/102



CONTACT REAR VIEW
AND INTERFACE REQUIREMENTS



SIZE #12 COAX CONTACT SOCKET, PC TAIL DETAIL
INTERFACE PER M39029/103

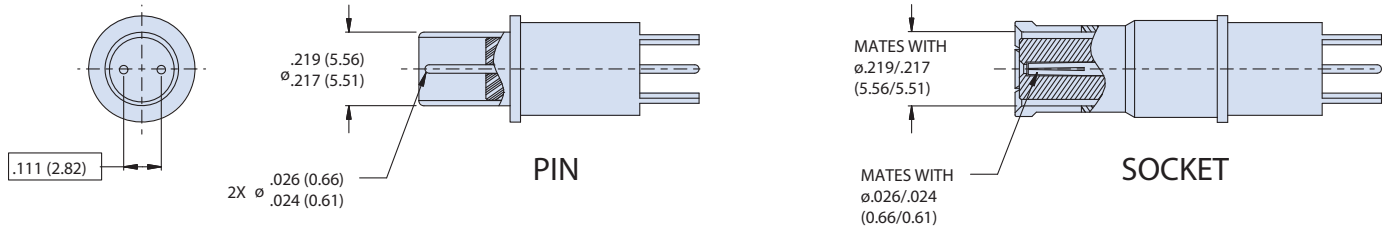


RECOMMENDED PCB FOOTPRINT

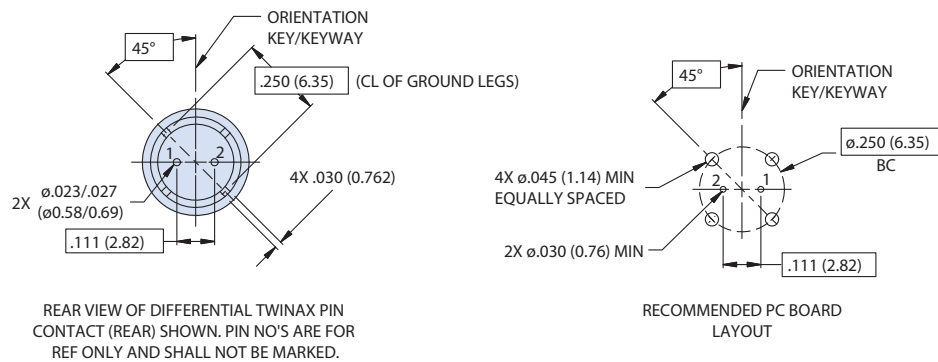
Shielded PC tail contacts - PCB footprints

MIL-DTL-38999 Series III type

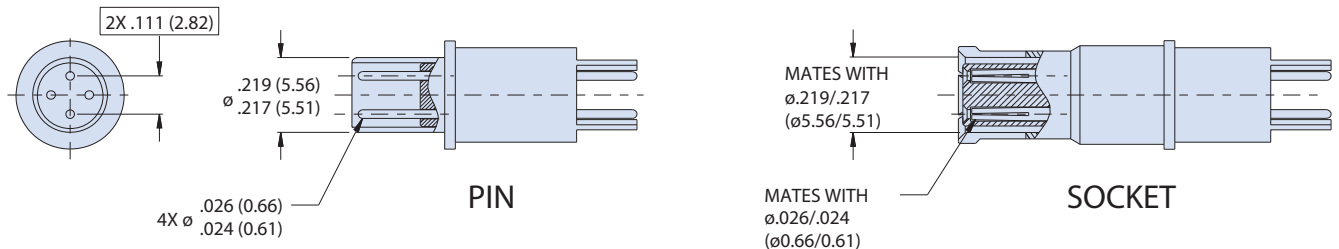
DIFFERENTIAL TWINAX



TWINAX CONTACT DETAILS



QUADRAX



QUADRAX CONTACT DETAILS

