



RJ45 ETHERNET AND USB 2.0

# PCB Footprint and Orientation Options



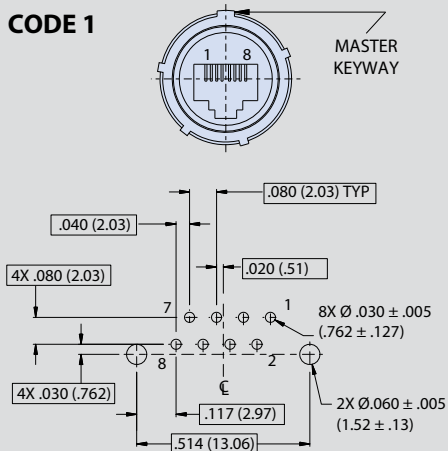
For SuperSeal™ PCB receptacles

Shown from solder side (bottom) of board

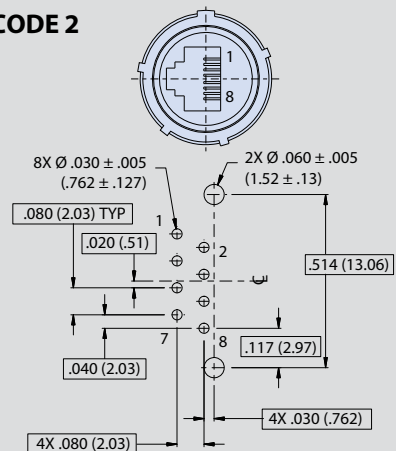
A

## RJ45 PCB FOOTPRINT AND ORIENTATIONS FOR MIL-DTL-38999, 5015, 26482 AND MIGHTY MOUSE SERIES 80

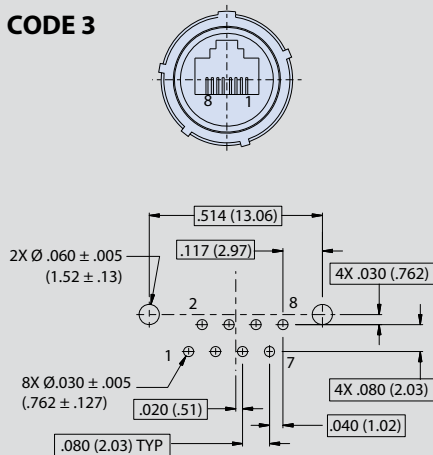
CODE 1



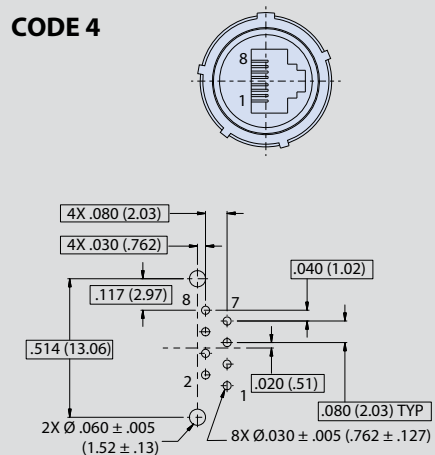
CODE 2



CODE 3

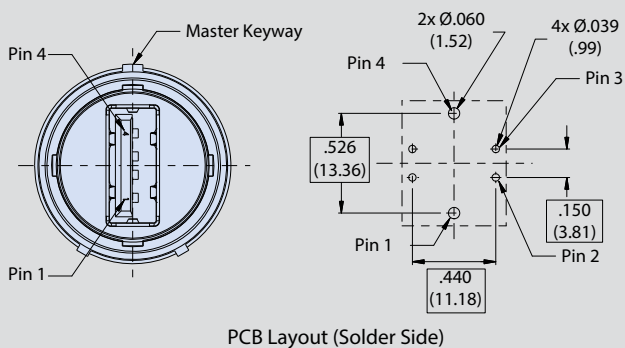


CODE 4



## STANDARD USB 2.0 PCB FOOTPRINTS FOR MIL-DTL-38999, 5015, 26482 AND MIGHTY MOUSE SERIES 80

V (VERTICAL)



H (HORIZONTAL)

