

"ZERO-CROSSTALK" M83513 Micro-D VersaLink™ Connectors

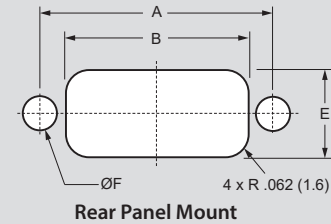


VersaLink Micro-D (MIL-DTL-83513 Type) Rear Panel Mount Cutouts

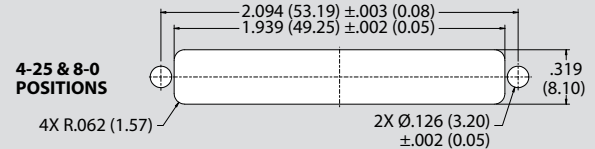
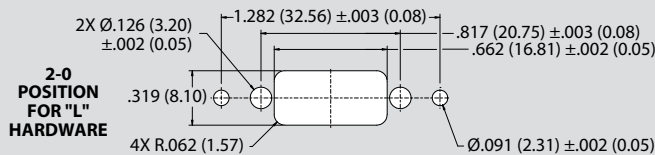
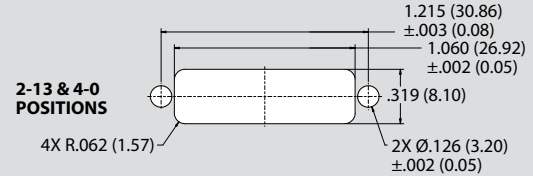
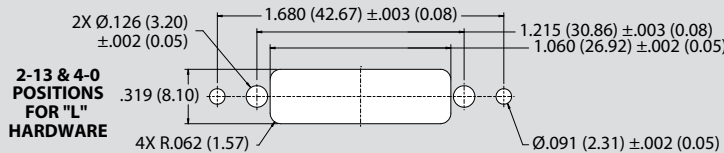
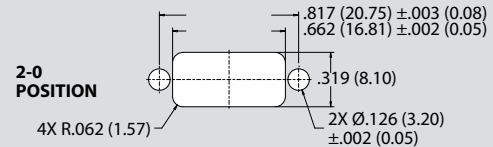
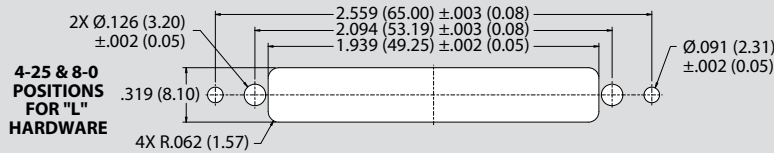
MICRO-D VERSALINK CONNECTORS

MIL-DTL-83513 TYPE REAR PANEL MOUNT CUTOUT FOR GHS4-M AND GVLM CONNECTORS

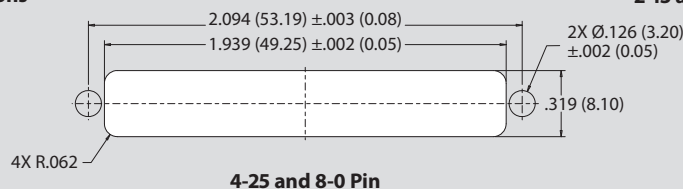
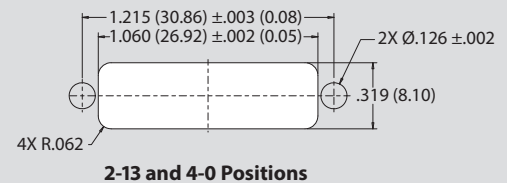
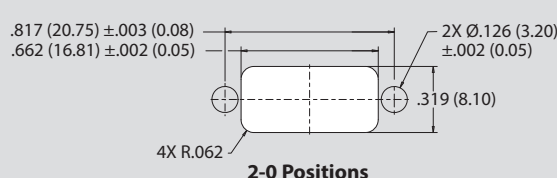
GVLM Layout	Micro-D Layout X-Ref	A ± .003 (± 0.08)	B ± .002 (0.05)	E + .005 (0.13) - .000 (0.00)	F ± .002 (0.05)
1-0	9	.565 (14.35)	.410 (10.41)	.256 (6.50)	.126 (3.20)
2-0	15	.715 (18.16)	.560 (14.22)	.256 (6.50)	.126 (3.20)
1-9	21	.865 (21.97)	.710 (18.03)	.256 (6.50)	.126 (3.20)
2-9, 4-0	25	.965 (24.51)	.810 (20.57)	.256 (6.50)	.126 (3.20)
2-15	31	1.115 (28.32)	.960 (24.38)	.256 (6.50)	.126 (3.20)
3-9	37	1.265 (32.13)	1.110 (28.19)	.256 (6.50)	.126 (3.20)
4-15	51-2	1.615 (41.02)	1.460 (37.08)	.256 (6.50)	.126 (3.20)
10-0, 4-31, 8-9	67	2.015 (51.18)	1.858 (47.19)	.256 (6.50)	.126 (3.20)



GVLM-1005 PANEL MOUNT CUTOUTS FOR GHS4-MS AND GVLMs SHIELDED CONNECTORS



GHS4-M-1003 REAR PANEL MOUNT CUTOUTS FOR GHS4-MS CONNECTORS



DISTANCE BETWEEN MATED PAIR MICRO-D FLANGES

