


"ZERO-CROSSTALK" Series 794 VersaLink™ Connectors



794-001 Cable Mount Plug with Socket Contacts

SERIES 794 VERSALINK CONNECTORS



PART NUMBER DEVELOPMENT						
Sample Part Number	794-001	B	R-10V	M	L	-A
Series	794-001 = Cable Mount Plug					
Contacts	B = Socket, Less Contacts					
Shell Size-Insert Arrangement	See Insert Arrangement Table					
Shell Finish	M = Electroless Nickel MT = Nickel Teflon					
Hardware Option	L = Low Profile Captive Jackscrew K = Extended Captive Jackscrew N = No Hardware P = Jackpost S = Low Profile Captive Screwlock T = Extended Captive Screwlock					
Optional Shell Keying	A, B, C, D, E, F, G, H, J, K, L, M; Omit for none (see mod code 1279)					

MATERIALS AND FINISHES

- 853-046 VersaLink Module:
- Contact: Copper Alloy/gold
- Insulator: rigid dielectric/N.A.
- Shield: copper alloy/gold
- 850-095 #22HD Contact:
- Contacts: copper alloy 50 microinches gold over nickel
- Socket contact hood: stainless steel passivated
- Shell: aluminum alloy 6061
- Insulators: high-grade rigid dielectric
- Grommet: fluorosilicone blend elastomer
- Retention clips: beryllium copper
- Hardware: 300 series stainless steel passivated
- Potting compound: epoxy

PERFORMANCE SPECIFICATIONS

- Operating temperature: -65°C to 200°C

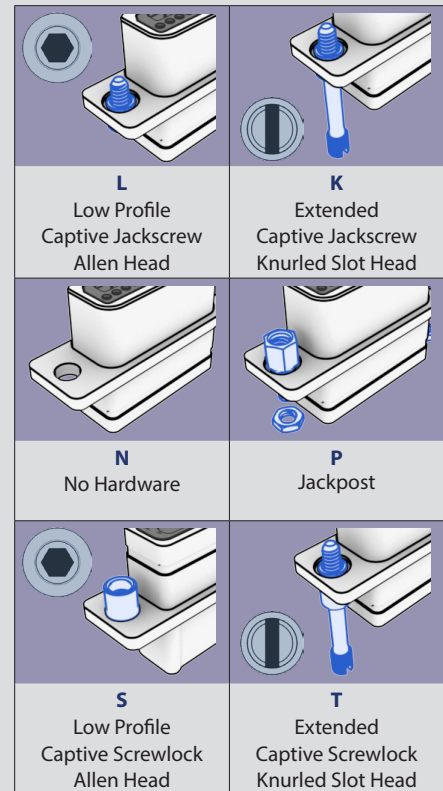
NOTES

1. Refer to 799-184 for insert arrangements on page 48
2. Refer to Modification Code 1279 for polarizing key options on page 49.
3. Refer to Series 794 material & finish options on page 50..
4. Glenair strongly recommends using 799-225 on page 77 or equivalent backshell. Contacts are ordered separately. VersaLink contacts may be ordered pre-terminated via 8574-0001, or contact the factory for complete cable assemblies

INSERT ARRANGEMENTS

Shell Size-Insert Arrangement	No. of Contacts	
	VersaLink	22HD
A-1V	1	0
B-2V	2	0
B-1V4	1	4
C-2V2	2	2
D-2V4	2	4
E-3V4	3	4
E-2V6	2	6
F-4V	4	0
G-4V12	4	12
H-6V16	6	16
J-6V	6	0
K-8V	8	0
L-7V20	7	20
P-4V	4	0
Q-8V8	8	0
R-10V	10	0
R-8V16	8	16
S-14V	14	0
T-18V	16	0
U-36V	36	0

HARDWARE



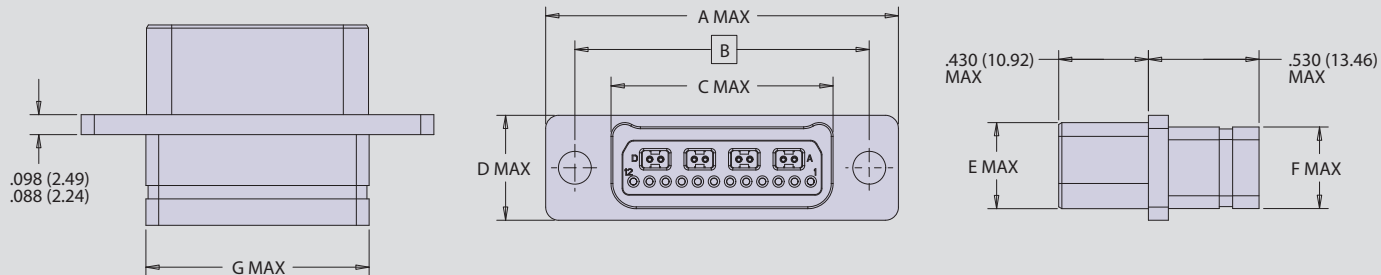
1. Thread size is #2-56 for shell sizes A,B,C,D,E,F,G,J,K.
Thread size is #4-40 for shell sizes H & L.
Thread size is #8-32 for shell sizes P,Q,R,S,T,U.
2. Screwlocks allow full mating of the connectors before the screws are fastened. Jackscrews must be tightened to mate the connectors.

"ZERO-CROSSTALK" Series 794 VersaLink™ Connectors



794-001 Cable Mount Plug with Socket Contacts

794-001 VERSALINK CABLE MOUNT SOCKET PLUG CONNECTOR - SHELL SIZE A THRU L



DIMENSIONS							
SHELL SIZE	A MAX	B BASIC	C MAX	D MAX	E MAX	F MAX	G MAX
A	1.035 (26.29)	0.750 (19.05)	0.410 (10.41)	0.415 (10.54)	0.320 (8.13)	0.310 (7.87)	0.390 (9.91)
B	1.185 (30.10)	0.900 (22.86)	0.560 (14.22)	0.415 (10.54)	0.320 (8.13)	0.310 (7.87)	0.540 (13.72)
C	1.335 (33.91)	1.050 (26.67)	0.710 (18.03)	0.415 (10.54)	0.320 (8.13)	0.310 (7.87)	0.690 (17.53)
D	1.410 (35.81)	1.125 (28.58)	0.785 (19.94)	0.415 (10.54)	0.320 (8.13)	0.310 (7.87)	0.790 (20.07)
E	1.560 (39.62)	1.275 (32.39)	0.935 (23.75)	0.415 (10.54)	0.320 (8.13)	0.310 (7.87)	0.940 (23.88)
F	1.710 (43.43)	1.425 (36.20)	1.085 (27.56)	0.415 (10.54)	0.320 (8.13)	0.310 (7.87)	1.090 (27.69)
G	1.673 (42.49)	1.388 (35.26)	1.047 (26.59)	0.500 (12.70)	0.420 (10.67)	0.390 (9.91)	1.090 (27.69)
H	2.275 (57.79)	1.900 (48.26)	1.437 (36.50)	0.520 (13.21)	0.430 (10.92)	0.420 (10.67)	1.440 (36.58)
J	2.085 (52.96)	1.800 (45.72)	1.460 (37.08)	0.415 (10.54)	0.320 (8.13)	0.310 (7.87)	1.450 (36.83)
K	2.460 (62.48)	2.175 (55.25)	1.835 (46.61)	0.415 (10.54)	0.320 (8.13)	0.310 (7.87)	1.840 (46.74)
L	2.511 (63.78)	2.136 (54.25)	1.673 (42.49)	0.520 (13.21)	0.430 (10.92)	0.420 (10.67)	1.675 (42.55)
P	1.455 (36.96)	1.075 (27.31)	0.615 (15.62)	0.630 (16.00)	0.513 (13.03)	0.475 (12.07)	0.610 (15.49)
Q	1.830 (46.48)	1.450 (36.83)	0.990 (25.15)	0.630 (16.00)	0.513 (13.03)	0.475 (12.07)	0.985 (25.02)
R	2.205 (56.01)	1.825 (46.36)	1.365 (34.67)	0.630 (16.00)	0.513 (13.03)	0.475 (12.07)	1.360 (34.54)
S	2.580 (65.53)	2.200 (55.88)	1.740 (44.20)	0.630 (16.00)	0.513 (13.03)	0.475 (12.07)	1.735 (44.07)
T	2.955 (75.06)	2.575 (65.41)	2.115 (53.72)	0.630 (16.00)	0.513 (13.03)	0.475 (12.07)	2.110 (53.59)
U	2.955 (75.06)	2.575 (65.41)	2.115 (53.72)	0.990 (25.15)	0.888 (22.56)	0.850 (21.59)	2.110 (53.59)

VERSALINK CONTACTS SOLD SEPARATELY	
Pin	853-045
Socket	853-046
Pin Pigtail	8574-0001-AN
Socket Pigtail	8574-0001-BN
Pin-Pin Cable	8574-0001-AA
Pin-Socket Cable	8574-0001-AB
Socket-Socket Cable	8574-0001-BB

SIGNAL AND POWER CONTACTS SOLD SEPARATELY		
#22HD Socket	Wire size #22-#28	850-095-1
#22HD Socket	Wire size #26-#30	850-095-2

COMPATIBLE SPEEDLINE CABLE	
Twisted Pair	963-068-26
Flat Pair	963-069-26

SERIES 794 VERSALINK CONNECTORS