

# "ZERO-CROSSTALK" Series 794 VersaLink™ Connectors



## Product Selection Guide



Insert Arrangements  
Polarization Key Modification Code 1279  
Series 794 VersaLink Material and Finish Options  
Cutaway Views

Page 48  
Page 49  
Page 50  
Page 51

SERIES 794 VERSALINK CONNECTORS




**794-001 Cable Plug with VersaLink Socket Contacts**

Page 52




**794-007 VersaLink Straight PCB Mount Plug with VersaLink Socket Contacts**

Page 66




**794-002 Cable Receptacle with VersaLink Pin Contacts**

Page 54




**794-008 VersaLink Straight PCB Mount Receptacle with VersaLink Pin Contacts**

Page 68




**794-003 Rear Panel Mount Plug with VersaLink Socket Contacts**

Page 56




**794-009 VersaLink Straight PCB Rear-Panel Mount, Socket Contact Plug**

Page 71




**794-004 Rear Panel Mount Receptacle with VersaLink Pin Contacts**

Page 59



**794-010 VersaLink Straight PCB Rear-Panel Mount, Pin Contact Receptacle**

Page 74




**794-005 VersaLink Float Mount Plug with VersaLink Socket Contacts**

Page 62



**799-225 Backshell**

Page 77



**794-006 VersaLink Float Mount Receptacle with VersaLink Pin Contacts**

Page 64

**Series 794 PCB Layouts**

Page 78